

# Manufacturer News

## Produits Dentaires

### A trend-setter bows out


No false modesty, the concept is brilliant: a bone filling material which is injectable, hardening in situ, ready-to-use, fully synthetic, completely resorbable and finally replaced by bone, all this without using a membrane. The miracle product!

PD (Produits Dentaires SA, Switzerland) started ten years ago the development for the dental industry of a brushite bone regeneration product stemming from the Swiss Federal Institute of Technology in Lausanne. Five years later, in 2006, the result, PD VitalOs Cement, was launched on the market. During five years of commercialization, we have convinced numerous users of the concept, especially among those believing that the solutions presently available are not quite satisfying yet. However, a concept change often implies to revise the way of thinking and working. Now the implied change has not always been accepted and the number of users reached so far is not sufficient to achieve sales

figures covering the costs. This is the reason why, today, PD decides to stop manufacturing VitalOs.

So, was the concept not that brilliant? Not at all, it was and remains brilliant. But it may be that it was too ambitious, or simply ahead of the times.

What can we learn from such an experience? Obviously, that the miracle product does not exist yet. On the other hand, it is certainly possible to find the adequate and performing product for each clinical indication or situation. For VitalOs, the clinical results are exceptional in specific situations in immediate implantation, as well as for horizontal ridge distraction. However, the restricted indications also limit the revenue, and the latter turns out to be insufficient, at least in the model followed so far. VitalOs is a product that would most make sense inside a complete bone regeneration portfolio, with each product dedicated to a specific indication where it performs best.



Well then? What will happen with the product? Maybe another manufacturer will show interest to integrate it into its product portfolio? It's difficult to say this today. At least, the concept will

leave traces, some are already visible today, looking at the increasing number of products presented in syringes, ready-to-use, and even some with hardening properties.

For the time being, we would like to thank warmly all the partners that took part in the project, especially the users who took the time to understand the product and to adapt their way of working in order to get the best possible results. We also would like to address our very special thanks to the opinion leaders who set up and ran the studies, and presented their results in articles or in presentations during congresses.

PD focuses now strategically on its core business ([www.pdsa.ch](http://www.pdsa.ch)), and wishes that the users who adopted the product will find in the future a product issued from the concept they have stuck to.

Christian Pittet, Product Manager  
Marc Fehlmann, CEO

**Produits Dentaires SA**  
Rue des Bosquets 18  
1800 Vevey, Switzerland  
[marc.fehlmann@pdsa.ch](mailto:marc.fehlmann@pdsa.ch)  
[www.pdsa.ch](http://www.pdsa.ch)

## BEGO Implant Systems

### Mediterranean Implantology Symposium 2011

"Implantology—the complete state-of-the-art: from planning to final rehabilitation"—the first BEGO Mediterranean Symposium—will take place on 20 and 21 May 2011. Be sure to make a note of this date now. The number of delegates at this exclusive event will be restricted to 300.

On both days, delegates will receive an up-to-date overview of the implant issues affecting ambitious implantologists and which are currently being discussed worldwide. The topics range from 3-D implant planning and surgical navigation to complicated augmentation techniques and CAD/CAM in implant prosthodontics, to name but a few.



15 top-class international speakers will give interesting, in-depth explanations of the scientific background to the topics. The speakers from seven different countries (Spain, Turkey, Germany, the Netherlands) include Prof Dr Dr Schultze-Mosgau (Jena), Prof Dr Wainwright (Düsseldorf), Dr. Fernandez (Ibiza, Barcelona), Dr Abboud (Bonn), PD Dr Dr Rothamel (Cologne), Prof Dr Artunc (Izmir). The symposium will take place in the renowned 5-star Dolce Hotel ([www.dolce.com](http://www.dolce.com)) in Sitges (36 km south-west of Barcelona). In addition to the mentally enriching symposium, delegates with a keen interest in sport can partake in some physical exercise on the golf course adjacent to the hotel or in the large spa in Sitges. The delegate fee for the two-day symposium is €350, which includes catering during the day and a certificate of attendance.

There is an additional charge of €80 for the Friday evening event. You can save €60 if you register early, not later than the end of January 2011. The symposium will be conducted in English.

### BEGO Implant Systems GmbH & Co. KG

Technologiepark Universität  
Wilhelm-Herbst-Straße 1  
28359 Bremen, Germany

[wachendorf@bego.com](mailto:wachendorf@bego.com)  
[www.bego.com](http://www.bego.com)

7<sup>th</sup>



DGZI

Deutsche Gesellschaft für  
Zahnärztliche Implantologie e.V.



**21st Lebanese Dental Association meeting  
And  
7th Arab-German implantology meeting of DGZI  
(Joint Congress)**

*Congress Palace-Dbayeh-Lebanon  
21-24 September 2011*

For more information please contact:

For other countries

**Prof. Mazen Tamimi**

President of DGZI – International section

☎ +962 (6) 5513 770

☎ +962 79 5513313

☎ +962 (6) 5532515

✉ drtamimi@drtamimi.com

@ www.dgzi-international.com

Amman – Jordan



For Lebanon

**Dr. Ronald Youness**

LDA representative

☎ +9613360033

✉ lda@lda.org.lb

@ <http://www.lda.org.lb>

Beirut – Lebanon



## BIOMEDIZINISCHE TECHNIK BIOMEDICAL ENGINEERING

Joint journal of the German Society for Biomedical Engineering in VDE and the Austrian and Swiss Societies for Biomedical Engineering

*Editor-in-Chief: Olaf Dössel, Karlsruhe, Germany*

Impact Factor 2009: 0.525  
5year Impact Factor: 0.739

6 issues per year (approx. 450 pages per volume).  
Languages of publication: German/English  
ISSN (Print) 0013-5585, ISSN (Online) 1862-278X  
CODEN BMZTA7

*Biomedizinische Technik / Biomedical Engineering (BMT)* is a high-quality forum for the exchange of knowledge in the fields of biomedical engineering, medical information technology and biotechnology/bioengineering. As an established journal with a tradition of more than 50 years, *BMT* addresses engineers, natural scientists, and clinicians working in research, industry, or clinical practice. All articles are peer-reviewed.



All De Gruyter journals are hosted on **Reference Global**. De Gruyter's integrated platform. Please visit [www.reference-global.com](http://www.reference-global.com) for more information and free TOC alerts.

**Price information and electronic sample copy at [www.degruyter.com/journals/bmt](http://www.degruyter.com/journals/bmt)**

### Implant Direct

## Combined Implant and Abutment Businesses

Sybron Dental Specialties, Inc., and Implant Direct Int'l Inc. announced that they have entered into a definitive purchase agreement pursuant to which Sybron Dental and Implant Direct will combine their implant and abutment businesses into a single operation to be named Implant Direct Sybron Int'l. The combined business will be led by Dr Gerald Niznick, president and founder of Implant Direct.



Dan Even, President of Sybron Dental Specialties' stated, "Implant Direct has created a unique value proposition in the implant industry by being able to offer high quality, innovative dental implant products at affordable prices through its state-of-the-art manufacturing facility in Los Angeles, California. Under

### Schütz Dental

## A professional implant system does not have to be complicated!

Our IMPLA™ research and development team is composed of in-house engineers as well as external professional users such as implantologists, oral surgeons and dentists. Over the years, the goal of this team has always been to create an implant system that leaves nothing to be desired for beginners as well as for advanced implantologists. The system features all necessary tools and accessories, from a well-appointed surgery box all the way to platform switching, to make implantation as easy and as safe



as possible for all parties concerned. The IMPLA™ family has grown significantly over the years. One traditional part of the family is the classic IMPLA™ Dual Surface implant, a conical screw implant with a passive thread and a polished implant shoulder. A newer member of the family is IMPLA™ Micro Retention with its special primary stability. This implant is especially suited for very soft bone. A micro thread at the implant neck gives this implant the little bit of extra stability necessary for implantation in combi-

Dr Niznick's continued leadership, this acquisition, in combination with Sybron Implant Solutions and Attachments International, strengthens Sybron's position in the implant industry and offers Implant Direct the opportunity to accelerate sales growth of what is already the fastest growing company in the implant industry." Dr Niznick added, "I am very excited to be a part of Sybron, which has a 100 year history of providing service, quality and innovation to dental professionals. With our exceptional manufacturing and product development capabilities, together we will broaden the opportunities for dentists and patients around the world to enjoy the benefits of high.

### Implant Direct Int'l Inc.

8840 West Russell Rd.  
Las Vegas, Nevada 89148

[info-eu@implantdirect.com](mailto:info-eu@implantdirect.com)  
[www.implantdirect.com](http://www.implantdirect.com)

nation with a sinus lift. IMPLA™ Cylindrical is the all-rounder and suitable for nearly every indication. Its self-cutting thread offers the necessary flexibility required by beginners as well as advanced users. Integrated platform switching reduces the marginal bone loss to a minimum. All IMPLA™ implants have a high-purity surface which is obtained with a special surface treatment procedure and a specific acid formulation. This method creates an ideal surface roughness superior to that of many other implants available in the market. Furthermore, IMPLA™ implants are manufactured with a highly precise internal hexagon which ensures an accurate fit between implant and abutment. Brand new and available since the beginning of 2011 is our latest development, the new onestage Mini Implant, supplied with a conical or a ball-abutment. Just imagine that you would not even have to decide between those many options beforehand! The IMPLA™ surgical box contains all tools necessary to insert each of these different implants, leaving you with the flexibility to decide which implant you prefer as each case presents itself. In addition, with the computer navigation system IMPLA™ 3D for precise planning and template-guided implantation, IMPLA™ offers you a great tool for virtual planning using a three-dimensional bone model.

### Schütz Dental GmbH

Dieselstr. 5-6  
61191 Rosbach, Germany

[export@schuetz-dental.de](mailto:export@schuetz-dental.de)  
[www.schuetz-dental.com](http://www.schuetz-dental.com)



# TURKISH SOCIETY of ORAL IMPLANTOLOGY

## VII. Symposium



# AUSTRIAN SOCIETY of ORAL IMPLANTOLOGY

# AZERBAIJAN SOCIETY OF ORAL IMPLANTOLOGY



## DGZI

## Join Meeting

- Abstracts can be submitted for oral & poster presentation. Abstract submission deadline: 1 May 2011



Club Med Palmiye, Kemer - Antalya **7 - 10 June 2011**



### Speakers

Dr. Christof Pertl  
Dr. Martin Lorenzoni  
Dr. Gernot Wimmer  
Dr. Serdar Yalçın  
Dr. Cüneyt Karabuda  
Dr. Selim Ersanlı  
Dr. Cabbar Hasanov  
Dr. Mazen Tamimi  
Dr. Suheil Boutros  
Dr. Michael Payer  
Dr. Volkan Arısan



### Info & Registration

Tel: +90 (212) 532 3218 Fax: +90 (212) 532 3254

[www.toid.info](http://www.toid.info)

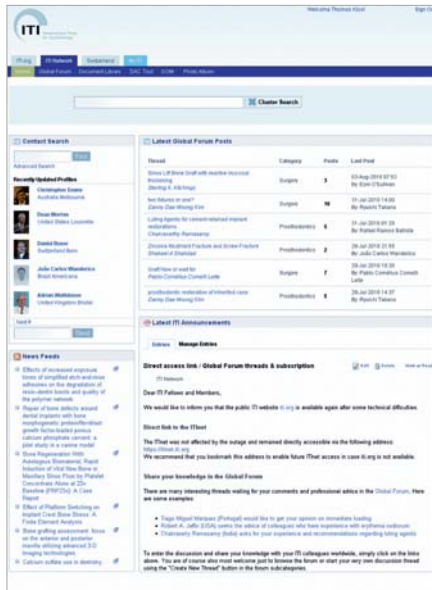


- **6 days** accomodation (all inclusive) and attendance fee: Euro 810 -per person
- **4 days** accomodation (all inclusive) and attendance fee: Euro 550 -per person

ITI

**The ITI launches a global online portal for its membership**

The International Team for Implantology (ITI), a leading academic organization dedicated to the promotion of evidence-based education and research in the field of implant dentistry, has announced the successful launch of the ITInet—its new online portal. The ITInet is a unique platform that supports knowledge exchange and networking and also offers continuously updated content and interactive services. The ITI with its membership of more than 8,000 provides free access to the ITI. Users share their expertise while at the same time extending their personal network of contacts on a worldwide basis. Various discussion forums are available at a global and national level. ITI Fellows and Members can not only participate in or observe clinical discussions on current topics, but can also start new discussions threads or ask the opinion of colleagues on, for example, potential treatment options in concrete cases. Each of the 26 ITI country Sections also



has its own forum in which local topics of interest can be discussed in the country's own language. In addition, each ITI Fellow and Member is provided with a personal area for their individual use. As with other social networks, users can extend their per-

sonal network on a long-term basis by making contact with colleagues and friends within the ITI.

The ITInet also offers a powerful cluster search facility that draws on various scientific resources and delivers its results dynamically by subject area. This new technology allows users to carry out targeted research simply and effectively in a wide variety of areas. The platform is rounded off with an online version of the highly successful reference volume "Glossary of Oral and Maxillofacial Implants" and literature updates six times a year as well as RSS feeds from other scientific resources. Overall, the ITInet offers an excellent opportunity for users to benefit from the collective knowledge of the ITI community worldwide.

**ITI International Team for Implantology**

ITI Center  
Peter Merian-Weg 10  
4052 Basel, Switzerland  
[iticenter@iticenter.ch](mailto:iticenter@iticenter.ch)  
[www.iti.org](http://www.iti.org)

EMS

**Piezon Master Surgery with three new instrument systems**

Since it was introduced, Piezon Master Surgery—based on Piezon technology—has had a remarkable track record in many practices. Today, EMS has expanded the clinical scope of application of the Piezon Master Surgery product range. With an enhanced product offering—and special instruments such as Sinus System and Implant System—practitioners have access to technologies allowing them to work even more efficiently.



With Piezon Master Surgery, additional application-specific instruments are now available: a total of four perio instruments especially designed for resective and regenerative periodontal surgery, five advanced surgical instruments for gentle and uniform sinus lifts, as well as six special fully diamondcoated instruments for implant applications with dual cooling system and extraefficient debris evacuation.

These instruments are seen as particularly suitable for four clinical applications: implant site preparation following extraction, im-

plant site preparation following splitting of the alveolar ridge, implant site preparation in the posterior tooth area, and implant site preparation in compromised areas, such as a narrow alveolar ridge. In principle, instruments can be used at low OP temperature of no more than 33 degrees centigrade. They provide drilling efficiency and precision in the maxillary area.

**EMS Electro Medical Systems S.A.**

Chemin de la Vuarpillière 31  
1260 Nyon, Switzerland  
[welcome@ems-ch.com](mailto:welcome@ems-ch.com)  
[www.ems-dent.com](http://www.ems-dent.com)

Dentaurum Implants

**Planning for safe implant placement**

Modern 3-D imaging processes such as DVT and CT give users a better view of existing jaw structures and bone conditions before a surgical procedure, allowing them to determine the ideal implant position and design the optimum protocol. The tioLogic® pOPosition navigation system has been designed to work with imaging processes and 3-D planning software for guided preparation followed by placement of tioLogic® implants. If the indication allows it, tioLogic® implants can be restored immediately with previously fabricated prosthetics. The tioLogic® pOPosition includes specially designed instruments and accessory components for preparation of the bone site and implant placement. The



sleeves for the tioLogic® pOPosition system are made of titanium and guarantee accurate guidance of the drills. The bone is atraumatically prepared to the specified implant length while gradually widening the diameter. Working with the tioLogic® pOPosition has been designed to be simple and safe for users with the inclusion of many specially designed details such as the ability to adjust the handle of the internal sleeves in three dimensions for work in restricted spaces or the silicone ring that fixes the internal sleeves in position during the procedure.

**Dentaurum Implants GmbH**

Turnstr. 31  
75228 Ispringen, Germany  
[info@dentaurum-implants.de](mailto:info@dentaurum-implants.de)  
[www.dentaurum-implants.de](http://www.dentaurum-implants.de)

Nobel Biocare


**Versatile and easy-to-use**

Backed by more than 40 years of successfully treating edentulous patients, Nobel Biocare introduces another versatile product for implant-supported overdenture solutions.



Replace Select TC<sup>1</sup> is a two-piece implant with a 3 mm high, extended machined collar, which enables platform access at tissue level (Fig. 1). Simultaneously, its color-coded internal tri-channel connection facilitates accurate and quick restorative component identification and placement. Moreover, the body of Replace Select TC is derived from Brånemark System™ MKIII implants, making it well-suited for all bone types and

one-stage treatment protocols, with excellent clinical results. In a retrospective study with an average three year follow-up, Replace implants with 3 mm collars demonstrated a cumulative survival rate of 99.2%.<sup>2</sup>



To facilitate immediate temporization using existing dentures, a new healing screw was developed for Replace Select TC—designed to prevent soft tissue overgrowth (Fig. 2). Two different screws are available to accommodate soft tissue thickness and facilitate intraoperative flexibility: 1 mm and 3 mm height variants.

Final prosthetics can be attached to Replace Select TC using any Nobel Biocare overdenture solution: Locator Abutment®, Ball Abutment, Gold Abutment Bar/Gold Coping Bar and NobelProcera Implant Bar Overdenture. By using Replace Select TC implant treatment times can be reduced, which usually leads to increased patient satisfaction. Replace Select TC should be considered the overdenture solution implant of choice for both surgical and prosthetic management options.

<sup>1</sup> TC = Tissue Collar.

<sup>2</sup> Two clinics placed 132 Replace Select Straight implants with 3 mm machined collar in 48 edentulous patients using one-stage surgery, loaded after 9 to 12 weeks with an overdenture solution (preliminary data from external study 2010–938).

**Nobel Biocare USA, LLC**  
22715 Savi Ranch Parkway,  
Yorba Linda, CA 92887, USA

info.usa@nobelbiocare.com  
www.nobelbiocare.com

Degradable Solutions

**World premiere at IDS**

IDS 2011 will see the first presentation worldwide of the biphasic calc-i-oss® crystal by Degradable Solutions, a product consisting of 100% synthetic



bone replacement particles (60% HA, 40% pure-phase β-TCP) exhibiting a rotund, interconnected and highly porous shape. calc-i-oss® crystal is the logical complement of easy-graft® CRYSTAL. It is especially useful in large defects, which can be filled with calc-i-oss® crystal first, then covered with easy-graft® CRYSTAL. In the same manner, autologous bone or bone morphogenetic proteins (BMP) may also be introduced into the region to be augmented and a stable coverage of the defect is ensured. easy-graft® CRYSTAL and easy-graft®

CLASSIC are good examples of successful product maintenance. Its special handling continues to win over more and more supporters, enjoying numerous well-documented examples of long-term success. In contact with blood, the material will take only a few minutes to solidify into a porous body that has the same shape as the defect, which will often render membrane coverage unnecessary. The difference between easy-graft® CLASSIC and easy-graft® CRYSTAL is in their chemical composition, making them suitable for different indications. “Classic” easy-graft® consists mainly of β-TCP. It is fully resorbed by the body and replaced by bone. By contrast, easy-graft® CRYSTAL is only partially resorbed. It consists of coated biphasic calcium phosphate (40% β-TCP, 60% HA). The hydroxyapatite fraction remains integrated in the bone, ensuring sustained volume stability.

**Degradable Solutions AG**  
Wagistrasse 23  
8952 Schlieren, Switzerland

dental@degradable.ch  
www.degradable.ch

AD

Since our beginnings, we have always been focused on quality and innovation toward the battle against cross-contamination and infections.

In the last 20 years, we have ensured safety and protection to you and your patients, with advanced and reliable products. Tools that represent the ideal solution for who is operating in dentistry, implantology/oral surgery and general surgery.

With Omnia sure to be safe.

**Surgical Line** **Safety Line** **Milux 11**

**IDS 2011** Cologne, 22-26.03.2011  
Visit us!  
Hall 4.1 Stand C088- D089

**OMNIA**  
S.p.A.  
Via F. Delnevo, 190 - 43036 Fidenza (PR) Italy  
Tel. +39 0524 527453 - Fax +39 0524 525230  
VAT. IT 0171 1860344 - R.E.A. PR 173685  
Company capital € 200.000,00  
www.omniaspa.eu