



| editorial

03 The key to **success**  
| Dr med dent Roland Hille

| special

06 **Back to the egg:**  
An evidence-based **endo-implant algorithm** (Part II)  
| Dr Kenneth Serota

18 The surgically accelerated **orthodontics** in  
multidisciplinary implant treatment  
| Federico Brugnami *et al.*

| clinical technique

20 The maintenance of **crestal bone**  
around dental implants  
| Dr Mohammed A. Alshehri

26 Implant-prosthetic **troubleshooting**  
| Dr Georg Bach *et al.*

32 A **simplified method** for the removal  
of cemented implant prosthetics  
| Dr Scott Davis

| user report

36 **Augmentation**—one important basis in  
implant treatment concept  
| Prof Dr med Frank Liebaug *et al.*

| meetings

40 **Biggest IDS** ever  
42 DGZI's 41<sup>st</sup> International Annual Congress  
celebrated in autumn in Cologne  
| Eva Kretzschmann

| news

46 **Manufacturer** News

| about the publisher



50 | imprint







Cover image courtesy of Neoss GmbH,  
[www.neossimplant.com](http://www.neossimplant.com)



# IMPLA™ Implants - simply safe



**IMPLA™ Dual Surface**

- ideal for compact bone
- optimised for gingiva-level insertion

**IMPLA™ Micro Retention**

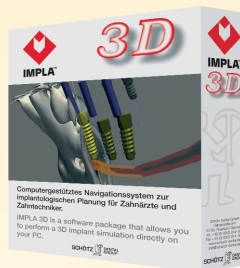
- optimised for soft bone and sinus elevation
- ideal for primary stability

**IMPLA™ Mini Implant**


- ball or conical attachment
- minimally invasive
- easy to insert

**IMPLA™ Cylindrical**

- no additional thread cutting necessary
- integrated platform switching



**IMPLA™ 3D**  
Navigation



**IMPLA™ surgery box**  
The all-round box

For more information visit our homepage  
[www.schuetz-dental.com](http://www.schuetz-dental.com)  
or request our catalog!

