



| editorial

03 **Digital implantology**—a sign of the times
| Dr med dent Roland Hille

| case report

06 **44 Roots—44 Implants**
| Drs Eduardo Topete A. *et al.*

14 **Ridge preservation and GTR** with a
xenograft and resorbable collagen membrane
| Drs Mariana Baglivo *et al.*

| clinical technique

20 **Immediate restoration** in the fully
edentulous maxilla region
| Dr Max J. Cohen

| industry report

24 **Passive fit**—for the first time
| Björn Roland *et al.*

30 **TRIPOD**—A new protocol for immediate loading
| Dr Jean-Nicolas Hasson *et al.*

| user report

36 **Success factors** for immediate implantation
with immediate loading
| Dr Rouven Bönsel

| interview

44 **“Paradigms are beginning to shift”**
| An Interview with Prof Friedrich Neukam

| news

47 **Manufacturer News**

| about the publisher



50 | imprint







Cover image courtesy of BEGO Implant Systems,
www.bego-implantology.com.
Artwork by Sarah Fuhrmann, Oemus Media AG.



IMPLA™ Implants - simply safe



IMPLA™ Dual Surface

- ideal for compact bone
- optimised for gingiva-level insertion

IMPLA™ Micro Retention

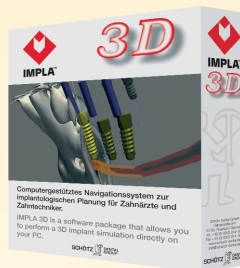
- optimised for soft bone and sinus elevation
- ideal for primary stability

IMPLA™ Mini Implant


- ball or conical attachment
- minimally invasive
- easy to insert

IMPLA™ Cylindrical

- no additional thread cutting necessary
- integrated platform switching



IMPLA™ 3D
Navigation



IMPLA™ surgery box
The all-round box

For more information visit our homepage
www.schuetz-dental.com
or request our catalog!

