

Manufacturer News

CAMLOG

4th International CAMLOG Congress

The conference motto "Feel the pulse of science in the heart of Switzerland" has obviously struck a chord with potential participants. Three months before the congress in Lucerne, the workshops taking place the day before the event on Mount Pilatus are already fully booked up. And for the thrilling party "Let's rock the Alps!" at 1,600 meters above sea level, CAMLOG has virtually been overrun by a wave of registrations; the Friday party was soon fully sold out and party registrations can now only be accepted for Saturday, May 5.




And to conclude the congress, the popular "Meet the experts" panel discussion will be held. Complex cases with compromised and demanding patients will be presented and discussed. The panel will be moderated by K.-L. Ackermann, G. Alcoforado, and A. Zöllner.

Registration for the Congress is still open, and besides the state-of-the-art congress program with world renowned speakers. Lucerne, with its picturesque town, its mountain views, and the lake, is absolutely worth a visit, too.

CAMLOG is looking forward to welcoming numerous guests to the 4th International Congress in the heart of Switzerland to "Feel the pulse of science in the heart of Switzerland", May 3 through 5, 2012.

For more information and registration, please go to: www.camlogcongress.com



At the Lucerne Culture and Congress Center directly on Lake Lucerne, an internationally renowned panel of speakers will present current topics of implant dentistry, e.g. innovations in implant-abutment connections, long-term clinical experience with platform switching, the demographic shift and increasingly aging patients, as well as current trends in "digital dentistry".

CAMLOG Foundation

Margarethenstrasse 38
4053 Basel, Switzerland

foundation@camlog.com
www.camlogfoundation.org

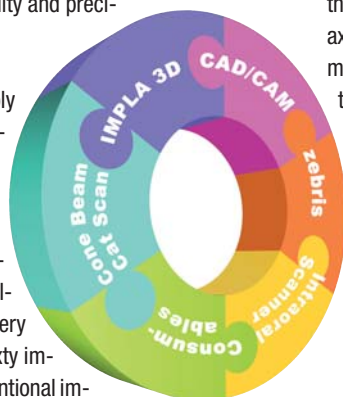
Schütz Dental

The Complete Digital Workflow becomes Reality - Now available!

Schütz Dental, Rosbach/Germany, offers a completely coordinated digital workflow starting at the dentist's office and ending in the lab where the restorations are produced with CAD/CAM technology. The digital process has been streamlined and accelerated by "simple clicks" and an adjustment of hardware and software components, for improved reliability and precision.

This efficient workflow includes five sensibly coordinated components: Three-dimensional function analysis of the jawbones by the zebris Jaw Motion Analysis registration system (component one), IMPLA™ 3-D navigation for computer assisted, virtual implantation (component two), and dental technology service at the lab even before the surgery (component three). With a range of over sixty implant systems presently available, all conventional im-

plant shapes are considered in the implantation software. Open interfaces facilitate data import and export, allowing to network Tizian™ Creativ RT CAD software with intraoral scanners (component four). Alternatively, the dentist can do a conventional impression. Finally, the dentist can integrate the temporary restoration produced by the lab, where all data converges. If one intermediate step or the complete process was not digitalized so far, the master model, the counter-bite or the bite registration are placed inside the Tizian™ scanner. This is where the computer job begins (component five): The technician designs the prosthesis on screen and sends the data to his milling unit. Schütz Dental offers three different milling systems: Tizian™ Cut, Tizian™ Cut eco plus and the five-axes system Tizian™ Cut 5. Tizian™ Translucent blanks produce aesthetic monolithic restorations. The system is completed by the Tizian™ ceramic system for technicians who want to finish their restorations with other processing technologies.



Schütz Dental GmbH

Dieselstr. 5-6
61191 Rosbach, Germany

info@schuetz-dental.de
www.schuetz-dental.com

DENTSPLY Friadent

DENTSPLY Friadent World Symposium

Again, for the 15th time, internationally renowned speakers and delegates active in implantology will meet together in March 2012 to share their scientific and practical experience and to discuss the latest insights within the context of the DENTSPLY Friadent World Symposium. The focus of the conference, which, as the first of its kind, can already look back on 20 years of continuity, is the topic of "Tissue Response" – with valuable background information and practical solutions for long-term stable hard and soft tissues in daily practice.

The implant position in the bone and the type and geometry of the connection are only some of the aspects that decide a successful integration of the implant restoration and hence the long-term esthetics. What role does the interaction between modern implant surfaces and bone play, and how can treatment concepts complement stable soft tissue support? This is the topic of the first surgically-oriented ses-



sions of the Symposium. But it's not only the surgery that has a direct influence on the long-term success of implant-supported solutions and healthy tissue conditions. Consequently, the basic principles of prosthetics also take center stage at the 15th DENTSPLY Friadent World Symposium.

Whether in the Marketplace, where visitors will experience the concepts and solutions from the scientific program live and can actively "come to grips" with them in the hands-on training sessions, or in the Poster Gallery, which offers all attendees the oppor-

tunity to present, discuss and submit their work for a Poster Award, scientific exchange is the focus of the Symposium, as well as at the workshops on anatomical compounds for "Bone Grafting Techniques" and "Soft Tissue Management", which take place as early as Thursday. There are more than enough reasons to take part again in the practice-orientated Symposium in 2012. "After this Symposium, visitors will be right up to date with dental treatment and implantological concepts. Numerous internationally recognized experts in the clinical, scientific and prosthetics fields will make sure of it", declares the associate professor, Dr Martin Groten, Director of Clinical Research & Education for DENTSPLY Friadent, already awakening interest in the run-up to the Symposium. You will find more information on the 2012 DENTSPLY Friadent World online: www.dentsply-friadent.com/symposium.

DENTSPLY Friadent

Steinzeugstraße 50
68229 Mannheim, Germany

friadent@dentsply.com
www.dentsply-friadent.com

Philips

Dental Hygienists would recommend Sonicare DiamondClean to each other

Members of the German Society of Dental Hygienists (Deutsche Gesellschaft für Dentalhygieniker/-innen, DGDH e.V.) have put Philips Sonicare DiamondClean through its paces under day-to-day clinical conditions. "Afterwards, 85 % of the users wanted to recommend this sonic toothbrush to

their colleagues", reports Sylvia Fresman, chairman of the DGDH.

The dental hygienists especially liked the new brush head: having 44 % more bristles than the head of a ProResults brush, as well as a diamond-shaped arrangement of the bristles, the brush head plays a crucial role in Sonicare's cleansing performance. A total of 89 % of the testers described an intense cleansing experience, with 87 % stating that Sonicare DiamondClean was "pleasantly powerful and effective".

This model of the Philips Sonicare line can clean even hard-to-reach areas, 74 % of the test group confirmed. Moreover, 30 % of the testers stated that they perceived a whitening effect after using Sonicare DiamondClean.

"Most impressive to me was the fact that 65 % of the group said that Sonicare DiamondClean was one of the most remarkable new products in the past IDS year", Sylvia Fresmann adds.



Philips GmbH

Lübeckertordamm 5
20099 Hamburg, Germany

sonicare.deutschland@philips.com
www.philips.de/sonicare

AD



Omnia Education Program

OMNIA presents a complete program of education that will be held throughout 2012. 2 days courses divided into 3 parts:

- Lectures
- Live surgery
- Hands-on

The courses are held in international locations (Italy, Slovenia, France) by internationally english speaking surgeons. The lecture session will be followed by a live surgery and a hands-on session on animal jaws.

Only a restricted number of participants is admitted (12-20) to offer the due attention and support to each of them. Time will be also devoted to teambuilding activities which will change according to the different locations.




Via F. Delnevo, 190 - 43036 Fidenza (PR) Italy
Tel. +39 0524 527453 - Fax +39 0524 525230
VAT. IT 01711860344 - R.E.A. PR 173685
Company capital € 200.000,00

www.omniaspa.eu - oep@omniaspa.eu

Dentaurum Implants

Cleaning made easy: tioLogic® easyClean

Dentaurum Implants GmbH and Miele Professional have worked together to develop an innovative system solution for efficient and reproducible machine-based preparation. The heart of this development is the tioLogic® easyClean surgery tray, which enables consistent and outstanding machine-based cleaning and disinfection results in both dental practices and in centralized preparation centres in hospitals. Not only do these improvements offer huge savings in time and costs, but reproducible machine preparation results also significantly increase reliability for their users.



The combination of the innovative grid structure with special retaining clips fixes all rotary instruments and accessory components to hold them in position and to ensure that the instruments are completely cleaned by water and a cleaning agent. All drills and accessory components can be replaced in the correct position in

the tioLogic® easyClean tray, as they are used in the implant procedure to remain in the correct order at all times throughout the operation.

SMP GmbH of Tübingen, an independent institute specializing, among others, in the testing and validation of medical devices, was commissioned to test and validate the cleaning results. The tests were an impressive confirmation of the preparation results of the instruments and accessory components in the tioLogic® easyClean.

Dentaurum Implants GmbH

Turnstraße 31
75228 Ispringen, Germany

info@dentaurum-implants.de
www.dentaurum.de

Nobel Biocare

NobelClinician: Software now faster and easier to use

The new update to NobelClinician makes the first advanced diagnostics and treatment planning software for Mac OS® X and Windows® even easier to use and faster to work with in your daily practice. Additionally, NobelClinician is now open to other major implant systems. The latest version of NobelClinician Software provides enhanced efficiency and safety with new visualization features. New features include a realistic 3-D visualization of the bone models with the artifact erasing function, visualization of the dental roots in 3-D, warning alerts if implants are placed too close to roots or nerves and the ability to quickly generate clinical reports.



The new update to NobelClinician also increases treatment flexibility by opening the software to other major implant systems. Users will now have the convenience of using one software to plan

treatments that involve implants from various providers. In addition to Nobel Biocare's assortment, Straumann® implant systems are also available with other major implant systems to come.

NobelClinician is the first advanced diagnostics and treatment planning software for both Mac OS® X and Windows®. It serves an increasing demand in the dental community as dental professionals frequently also use Apple devices in their dental practices.

Nobel Biocare Deutschland GmbH

Stolberger Straße 200
50933 Köln, Germany

info.germany@nobelbiocare.com
www.nobelbiocare.com

Implant Direct Sybron

On the Winning Side with SwishPlus™

„SwishPlus™ is compatible with Strauman Standard and Standard Plus implant systems” – this was the correct answer to Implant Direct Sybron's quiz at the DGI's annual congress in Dresden.



Like all implants by Implant Direct Sybron, SwishPlus™ comes with a self-tapping thread which helps simplify surgical procedures. Combined with the cone-shaped design of the implant's apex, the thread produces high primary stability. Its miniature threads in the upper part of the implant body allow

SwishPlus™ to support gingiva regeneration while reducing pressure on the crestal bone. SwishPlus™ can be placed both sub- and transgingivally. Mr Joachim Pappelau, sales manager at Implant Direct Sybron, is convinced that its compatibility with Strau-

mann Standard and Standard Plus implant systems makes SwishPlus™, “a smart choice, for we optimize existing implant concepts and make them available for a larger audience.”

Mr Pappelau continues by announcing the winner of the quiz, “Dr Nadine Hotz from Sigmaringen's Klinik am Schloss is the lucky winner of our first prize, a brand-new Apple iPad2. Our congratulations!”

Implant Direct Sybron

Hardturmstrasse 161
8005 Zürich, Switzerland

info@implantdirect.de
www.implantdirect.de

Straumann

Advanced implantology training for dental undergraduates

Amsterdam’s ACTA dental school, one of the leading international university centers for dentistry, and Straumann, a leader in implant and restorative dentistry and oral-tissue regeneration, are collaborating to enhance implantology training for dental undergraduates.

The shared goal of high-quality education in dentistry has brought ACTA and Straumann together. This collaboration has led to a novel dental education concept for oral implantology in the bachelor/master dental curriculum. From now on, ACTA’s undergraduate program will include the teaching of all basic aspects of oral implantology, including prosthetics, diagnosis, compliance and treatment planning – subjects that are often covered only in postgraduate courses. The new curriculum has been made possible thanks to Straumann’s commitment to supply materials for tooth-replacement solutions, planning software, as well as training for the key faculty staff at ACTA.

ACTA wanted to limit this program to one implant system, and the success of its previous collaborations made Straumann an obvious choice. The decision was also driven by the fact that it is considerably easier to train staff in surgical and prosthetic procedures using only a single implant system. Straumann offers a

comprehensive system for tooth replacement – from implant to crown – as well as state-of-the-art integrated digital solutions with seamless connectivity.

Professor Daniel Wismeijer, Chairman at ACTA’s department of Oral Implantology and Prosthetic Dentistry, commented, “We have reserved 400 hours in an extra-training year to teach the students the basic principles of oral implantology. One of the main aspects of this additional training program is that all students must incorporate implantology into their treatment plans. This is a prerequisite to receive the dental degree. On a yearly basis, we expect to insert and restore 160 implants in the dental curriculum training.”

Matthias Schupp, Head of Straumann’s Western Europe region, noted: “We are pleased that Straumann has been selected as the system of choice in this project with ACTA. We see this as a long-term relationship that could shape dental education in the future. Working alongside dental faculties to support and advance training and education is important to Straumann, and we are exploring possibilities to introduce similar models to other universities as well”.



Straumann Holding AG

Peter Merian-Weg 12
4002 Basel, Switzerland.

info@straumann.com
www.straumann.com

BioHorizons

BioHorizons Symposium Series

Please join us for the BioHorizons Symposium Series in Italy at the Rome Marriott Park Hotel from 18 to 20 October, 2012. This Symposium addresses a wide range of dental implant controversies including implant esthetics, implant complications and tissue regeneration. It is the perfect opportunity to stay current on the latest treatment options and remain aware of what techniques and products are supported by peer-reviewed research. This 2012



program has expanded to three days with a Biologics Forum on the afternoon of Thursday, October 18. Simultaneous interpretation will be available in Italian and Spanish. Enrollment will be limited to maintain an environment conducive to learning, so please register now to reserve your place at this outstanding educational event.

BioHorizons GmbH

Bismarckallee 9
79098 Freiburg/Breisgau, Germany

info@biohorizons.com
www.biohorizons.com

Bicon

Universal Implant Design for Aesthetic Solutions

Since 1985, the Bicon Dental Implant System has offered dentists approved solutions for missing dentition.

The Bicon implant design comprises plateaus, sloping shoulders and a bacterially-sealed, 1.5° locking taper implant-to-abutment connection. With the plateau design, cortical-like bone forms around and



between each plateau. This Haversian bone allows for the routine use of short implants of 5.0 mm. The sloping shoulder provides the necessary room for

the bone to support interdental papillae in favor of a natural gingival appearance. Bicon’s universal abutment positioning of 360° facilitates the revolutionary cement- and screw-free Integrated Abutment Crown™, which consistently provides for an aesthetic, non-metallic gingival margin. Visit www.bicon.com for more information!

Bicon Europe Ltd.

Hauptstraße 1
55491 Büchenbeuren, Germany

germany@bicon.com
www.bicon.com

W&H

W&H News App: Up-to-Date Information Directly to Your iPhone, iPod and iPad

Experience W&H news and video in a completely new dimension, developed for all customers, partners and friends of W&H Dentalwerk. The new W&H News App is available free of charge for dentists, students and all those interested in dental matters. You have access to all news, reports, and studies, or you can explore dental videos of W&H. Staying informed has never been this easy and enjoyable.

Just a couple of taps of your finger and you can pick up current information on W&H and its products, 24 hours a day, seven days a week. Benefit from the wealth of experience of international experts and make use of topical reports and studies on W&H products as well as general dental issues. Experience interviews, application videos, instruction of instruments, company



presentation and many more. Contents are downloaded to your device in real-time via WLAN or 3G. Furthermore, this app is being constantly expanded to meet your needs and demands. You can even become a fan of W&H Dentalwerk on Facebook!

The app is available in German, English and Spanish. You will receive the version according to the language settings of your device automatically. The new W&H News App is available to download free of charge via App Store and Android Market. With its News App, W&H presents a platform which will support you both in your everyday work and in your dental life. Should you have any questions or remarks on the W&H news app, we would be pleased to receive your E-mail: e-marketing@wh.com.

W&H Deutschland GmbH
 Raiffeisenstraße 4
 83410 Laufen, Germany

 office.de@wh.com
 www.wh.com

Geistlich Pharma

Membranes in Focus: 2nd International Meeting in Lucerne

Membranes play a crucial role in allowing bones to regenerate predictably. At the 2nd International Expert Meeting held at the beginning of November 2011 in Lucerne, renowned experts agreed: the natural collagen membrane Geistlich Bio-Gide® impresses with its appropriate barrier function, good clinical handling and problem-free healing.

In the presentation block, the basic principles of bone regeneration were described in detail as well as the role of membranes in guided bone regeneration (GBR) and guided tissue regeneration (GTR). Prof Jan Lindhe (Sweden) demonstrated histologically that new bone is only formed in the region around blood vessels. Prof Daniel Buser (Switzer-



land) considers a few weeks to be realistic for the formation of temporary matrix in most cases. After this period the wound area has superficially healed and soft tissue integration of the membrane has begun. This in turn is attributable to the good tissue tolerance of Geistlich Bio-Gide®. Prof Jürgen Becker (Germany) explained that, preclinically, blood vessels are created within the porous membrane structure after just one week. According to Prof Becker, this could contribute to the augmentative success

of Geistlich Bio-Gide®, together with the soft tissue integration. Dr Jean-Louis Giovannoli (France) uses Geistlich Bio-Gide® membranes for peri-implantitis therapy, especially for three-wall defects. He considers the mechanical stabilisation of the augmentation material to be the most important function of the membrane.

Following intensive and partly controversial discussions, the experts in Lucerne agreed on the key requirements for GBR membranes. Besides a suitable barrier function and good clinical handling, uncomplicated behaviour in the event of dehiscence is desirable. Geistlich Bio-Gide® meets these conditions.

Geistlich Pharma AG
 Bahnhofstrasse 4,
 06110 Wolhusen, Switzerland

 www.geistlich-pharma.com

Omnia

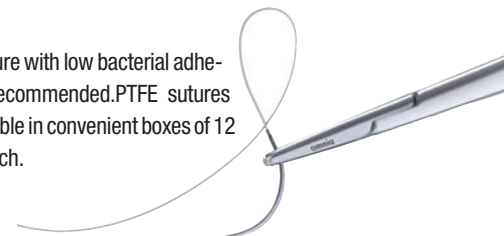
Omnia introduces PTFE surgical sutures

In addition to the traditional surgical sutures made of silk, polyester and absorbable PGA, Omnia expands its offer of surgical sutures by introducing the new generation of surgical sutures, PTFE sutures. Omnia PTFE sutures are soft, biologically inert and chemically non-reactive. Main features of PTFE sutures are a great fluency of the thread along the tis-



sues, strong knot holding, and stable quality in the long time. Compared to other monofilament synthetic sutures, this material is highly tolerated in the oral cavity. Further, PTFE sutures are ideal to limit inflammation, bleeding and other collateral effects which may occur during the soft tissue approximation. These sutures are available in different combinations of diameter and length with different kinds of needles. Omnia PTFE sutures are ideal for any implant, periodontal and bone graft surgery where the usage of a monofila-

ment suture with low bacterial adhesion is recommended. PTFE sutures are available in convenient boxes of 12 pieces each.



Omnia SpA
 Via F. Delvevo, 190sx,
 43036 Fidenza (PR), Italy

 info@omniaspa.eu
 www.omniaspa.eu

» FASCINATION OF LASER DENTISTRY

FOR EXPERTS AND BEGINNERS



SEPTEMBER 7–8, 2012//
LEIPZIG//HOTEL THE WESTIN
LEIPZIG, GERMANY

MAIN SPONSOR

BIOLASE

ORGANIZATION/
REGISTRATION

OEMUS MEDIA AG
Holbeinstraße 29
04229 Leipzig, Germany
Tel.: +49 341 48474-308
Fax: +49 341 48474-390
event@oemus-media.de
www.dgl-jahrestagung.de
www.startup-laser.de



FURTHER INFORMATION

PLEASE FAX THIS FORM

+49 341 48474-390

Further information about:

LASER START UP 2012 21st ANNUAL CONGRESS OF THE DGL e.V

September 7–8, 2012, Leipzig, Germany

NAME/E-MAIL

OFFICE STAMP

implants 1/12