

Manufacturer News

Omnia

Omnia Introduces PTFE Surgical Sutures

In addition to the traditional surgical sutures made of silk, polyester and absorbable PGA, Omnia expands its offer by introducing the new generation of surgical sutures, PTFE sutures. Omnia PTFE sutures are soft, biologically inert and chemically non-reactive, providing excellent biocompatibility.

Main features of PTFE sutures are a great fluency of the thread along the tissues, strong knot holding, and a stable long-term quality. Compared to other monofilament synthetic sutures, this material is highly tolerated in the oral cavity. Further, PTFE sutures are ideal to limit inflammation, bleeding and other collateral effects which may occur during the soft tissue approximation. Albeit resistant, PTFE sutures are thus both comfortable and soft for the patient.



These sutures are available in different combinations of diameter and length with different kinds of needles. Omnia PTFE sutures are ideal for any implant, periodontal and bone graft surgery where the usage of a monofilament suture with low bacterial adhesion is recommended. PTFE sutures are available in convenient boxes of 12 pieces/each.

Omnia SpA

Via F. Delnevo, 190sx,
43036 Fidenza (PR), Italy

info@omniaspa.eu
www.omniaspa.eu

Nobel Biocare

NobelClinician: Software now faster and easier to use

The new update to NobelClinician makes the first advanced diagnostics and treatment planning software for Mac OS® X and Windows® even easier to use and faster to work with in your daily practice. Additionally, NobelClinician is now open to other major implant systems. The latest version of NobelClinician software provides enhanced efficiency and safety with new visualization features. New features include a realistic 3-D visualization of the bone models with the artifact erasing function, visualization of the dental roots in 3-D, warning alerts if implants are



placed too close to roots or nerves and the ability to quickly generate clinical reports. The new update to NobelClinician also increases treatment flexibility by opening the software to other major implant systems. Users will now have the convenience of using one software to plan treatments that involve implants from various providers. In addition to Nobel Biocare's assortment, Straumann® implant systems are also available with other major implant systems to come.

Straumann

Straumann CARES Visual 7.0: opening CAD/CAM

Straumann's CARES Visual 7.0 software was developed to enhance user friendliness and versatility. Using the application to design prosthetic elements, customers can route the design data to a milling process either in- or outside Straumann. The workflow inside Straumann is validated and seamless, offering one of the broadest ranges of materials and applications. Prosthetic restorations delivered through this process are covered by the Straumann guarantee.



Customers want state-of-the-art functional software that offers flexibility and full assurance of predictability and reliability. Straumann CARES Visual 7.0—developed on the Dental Wings Open Software platform—meets these criteria and ensures Straumann quality.

Labs can now invest in a CAD/CAM system without the fear of being locked in to a single manufacturer. Straumann CARES Digital Solutions provide dental professionals with a holistic, reliable and precise outcome. Digitalization of dental workflows is bringing about new and exciting possibilities for patients, surgeons and lab technicians. The Straumann CARES platform offers seamless connectivity to thousands of scanners worldwide and provides Straumann customers with access to future leading edge developments in digital dentistry.

Institut Straumann AG

Peter Merian-Weg 12
4052 Basel, Switzerland

info@straumann.com
www.straumann.com

Nobel Biocare Deutschland GmbH

Stolberger Straße 200
50933 Köln, Germany

info.germany@nobelbiocare.com
www.nobelbiocare.com

A.R.C. Laser

Healthy teeth = Healthy patients

Bacterial inflammation in periodontal pockets can lead to bleeding gums, pocket formation, reformation of gums with loosening and eventual loss of teeth. Furthermore, scientific evidence indicates that there is an increased risk of infections developing in the rest of the body, eventually resulting in vascular diseases in the heart and arteries.

EmunDo® PDT therapy is safe and effective for removing harmful bacteria, regardless of the Gram stain and including Gram-positive/-negative bacteria, as well as Gram-variable and Gram-undetermined species. By comparison, mechanical cleaning cannot reach and remove bacteria in all areas. Other laser-based therapies cannot be said to be clinically effective on all types of germs.



PDT has the ability to treat exposed areas without thermal effect. EmunDo® has a selective, localized effect because it accumulates only in the inflamed areas and can be irradiated immediately without waiting period. Furthermore, the bacteria contained in plaque or biofilm is less affected by antibiotics, because they are shielded by the organic matrix in the film and may be absorbed by or adhere to the tooth and epithel cells. While PDT has the advantage of achieving excellent cosmetic results with minimal risk of scarring, it is also a welcome alternative treatment for periimplantitis to save the implant by maintaining the protective function of the mucosa.

A.R.C. Laser GmbH
 Bessemerstraße 14
 90411 Nuremberg, Germany

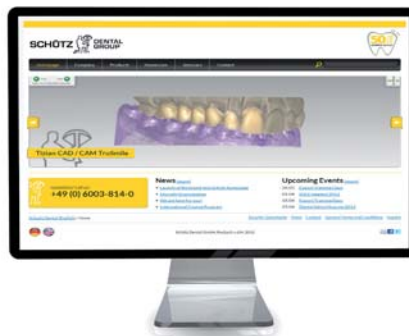
info@arclaser.de
 www.arclaser.de

Schütz Dental

Relaunch of the brand new IMPLA homepage


The brand new IMPLA homepage shows up with lots of exciting new features. Users can now participate in online trainings and save travelling expenses, or browse our newsroom for videos with tips and tricks or information on brand new products.

To stay up-to-date on the latest news, customers can register for the new IMPLA implant newsletter <http://sdent.eu/newe>. The newsletter also offers special deals and events. The new website furthermore brings an optimized research function. You can also find our complete product line with detailed information on implants, IMPLA 3D implant navigation and the Complete Digital Workflow. Out of the office? No problem — the new homepage was adjusted to be viewed on smartphones and tablets.



Stay up-to-date and follow us on Facebook. We are looking forward to your visit!

Schütz Dental GmbH
 Dieselstr. 5–6
 61191 Rosbach, Germany
 export@schuetz-dental.de
 www.schuetz-dental.com



CAMLOG

CamlogConnect

The platform www.camlogconnect.com offers dentists, students, technicians and academics a wide selection of education material and latest information on implantology, surgical techniques and CAMLOG products. The interactive platform is designed “by CAMLOG users—for CAMLOG users”. Registered members have free access



to tutorial videos that help understand CAMLOG technology. They can also use videos and case reports from colleagues around the world. Tips & Tricks from experts further support CAMLOG users in their daily practice. Discussion forums invite to an exchange of knowledge. In addition, CamlogConnect offers a lexicon where terminology and techniques can be looked up. Members have the opportunity to upload their own case reports. The CamlogConnect team reviews the material and provides support for translation and editing. All services are free.

CAMLOG
Biotechnologies AG
 Margarethenstrasse 38
 4053 Basel, Switzerland

info@camlog.com
 www.camlog.com



AD



Omnia Education Program

OMNIA presents a complete program of education that will be held throughout 2012. 2 days courses divided into 3 parts:

- Lectures
- Live surgery
- Hands-on

The courses are held in international locations (Italy, Slovenia, France) by internationally english speaking surgeons. The lecture session will be followed by a live surgery and a hands-on session on animal jaws.

Only a restricted number of participants is admitted (12-20) to offer the due attention and support to each of them. Time will be also devoted to teambuilding activities which will change according to the different locations.



Via F. Deliveo, 190 - 43036 Fidenza (PR) Italy
 Tel. +39 0524 527453 - Fax +39 0524 525230
 VAT. IT 01711860344 - R.E.A. PR 173685
 Company capital € 200.000,00

www.omniaspa.eu - oop@omniaspa.eu

MIS Implants

MIS Implants Minimises Stability Gap with C1



As a result of an intensive research and development process, the implant specialist MIS is presenting C1, a screw implant minimising the time between primary and secondary stability. A combination of a specially developed drilling process and sophisticated implant design speeds up healing time and prolongs service life. In line with the MIS motto "Make it simple" the C1 is easy to handle and provided with an extensive range of accessories.

The unique Dual Stability Mechanism (DSM) of the new implant combines the benefits of high primary stability with accelerated osseointegration. The acrostructure and microstructure of C1 and its unique differential drilling method shorten the time between immediate mechanical primary stability and biological secondary stability.

For the C1 implant, MIS developed special instruments that facilitate rapid, reliable insertion. The unique 3-in-1 key system minimises the number of instruments and maximises the level of flexibility.

The combination pack of the C1 contains a single-use final drill, a cover screw, a healing cap with a height of 4 mm, and a temporary cylinder. The ergonomic, circular design of the innovative C1 surgical kit follows surgical procedure and drilling sequence. The kit contains a set of the mostly used pilot drills. Color-coded marks for implant diameter and restorative platforms are integrated.

MIS Implants Technologies

Simeons carré 2
32423 Minden, Germany

service@mis-implants.de
www.mis-customers.com

W&H

**For Daily Use:
The New Implantmed by W&H**

Attractive and powerful are two words that perfectly describe the new W&H Implantmed. The new drive unit excels by virtue of its ease of operation, a powerful motor and a motorised thread-cutter function. It offers safety and maximum precision for oral surgery in the fields of implantology and also maxillofacial surgery.

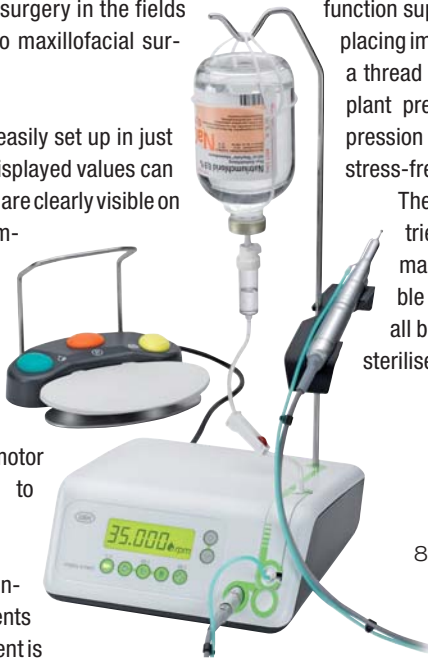
All programmes can be easily set up in just one user level, and the displayed values can be modified. The settings are clearly visible on the large display. The implantologist can therefore concentrate on the essential factor: the patient. Implantmed is powerful enough for all operations with a motor torque of 5.5 Ncm and a motor speed range of 300 to 40,000 rpm.

The automatic torque control for rotary instruments ensures that the instrument is

safe. The lightweight motor and the ergonomically shaped W&H contra-angle handpieces are perfectly balanced in the user's hand.

The integrated automatic thread-cutting function supports the implantologist in placing implants in hard bone. Cutting a thread before screwing in the implant prevents an excessive compression of the bone and promotes stress-free healing of the implant.

The new Implantmed features tried and tested Austrian-made W&H quality. Motor, cable and handpiece holder can all be thermally disinfected and sterilised, of course.



W&H Deutschland GmbH

Raiffeisenstraße 4
83410 Laufen, Germany

office.de@wh.com
www.wh.com

Geistlich Biomaterials

**Geistlich Bio-Oss Pen®:
Nothing changed.
Just improved.**

Geistlich Bio-Oss® granules are now available in the Geistlich Bio-Oss Pen®. Thanks to this applicator, the No. 1 bone substitute material^{1,2} can now be applied faster and more precisely to the surgical site.

The Geistlich Bio-Oss Pen® combines the No. 1 bone substitute material with comfortable use and optimal access to the defect. The Geistlich Bio-Oss® granules are moistened with either sterile physiological saline or patient blood. This leads to an optimal consistency of the material. The curved applicator tip ensures fast and precise



application of the Geistlich Bio-Oss® granules to the surgical site. Especially in the posterior region and in the sinus the Geistlich Bio-Oss Pen® facilitates the placement of Geistlich Bio-Oss® and reduces surgery time. Due to the reduced spillage risk and minimal residuals in the Geistlich Bio-Oss Pen® after use the waste of bone substitute material can be minimised. Geistlich Bio-Oss Pen is available with large granules (0.5 g ~ 1.5 cc) and with small granules (0.5 g ~ 1.0 cc and 0.25 g ~ 0.5 cc). Large granules are ideal for sinus floor elevations and larger bony defects. For smaller defects the small granules are recommended, as they ensure closer contact with the surrounding bony walls.

¹iData Research Inc., US Dental Bone Graft Substitutes and other Biomaterials Market, 2011

²iData Research Inc., European Dental Bone Graft Substitutes and other Biomaterials Market, 2010

Geistlich Pharma AG

Bahnhofstrasse 4
06110 Wolhusen, Switzerland

www.geistlich-pharma.com