

First International Dental Symposium Cairo, 15–17 January 2009

author_ Rolf Vollmer, Germany

Under the Patronage of His Excellency Lt. General Ahmed Shafik, Minister of Civil Aviation, and Prof. Dr Hosam Kamel, Cairo University President, the Faculty of Oral and Dental Medicine (Cairo University) together with EgyptAir Hospital in cooperation with the Continuing Dental Education Center was honored to present their First International Dental Symposium. The Dean of the Faculty of Oral and Dental Medicine, Prof. Dr Ahmed Noor Habib, Chairman of Honor Prof. Dr Khaled Abo El Fadl, General Secretary Prof. Dr Amr Abdel Azim, and Executive Secretary Dr Ahmed Taha Mokhtar, prepared an excellent organized meeting with international standards. International speakers coming from Saudi Arabia, USA, Jordan, Lebanon, Germany, UAE and Libya as well as local (Egypt) speakers presented the state-of-the-art in dentistry. The theme of the symposium was the role of different dental subspecialties in aesthetic dentistry to achieve



a beautiful smile. The different topics of the lectures gave an overview how to achieve this serious goal.

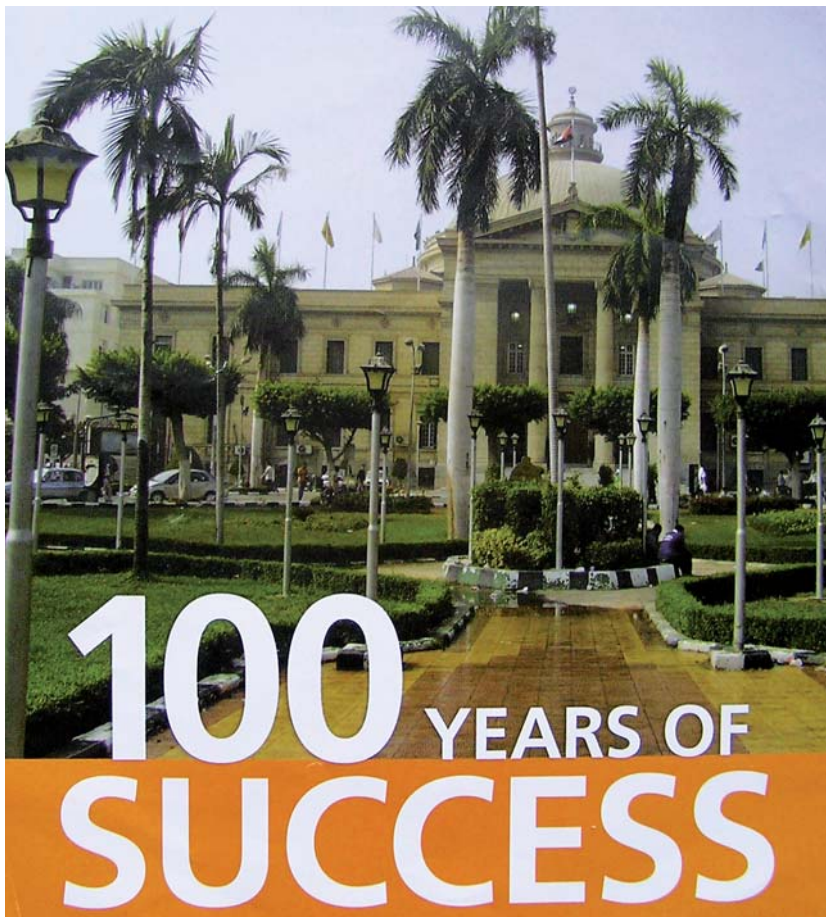
Lectures about one important dental subspecialty the field of implant dentistry covered a big part of the meeting emphasizing the importance of teamwork between the surgeon and the prosthodontist.

DGZI (German Association of Dental Implantology) was represented by distinguished speakers like Prof. Dr Werner Götz (University of Bonn, Department of Oral Biology), Dr Rolf Vollmer and Dr Mazen Tamimi as DGZI representatives.

Prof. Götz reported about demographic changes which will lead to an increasing number of older patients in the next 20 years also in the Middle East. These patients are scheduled to be an important group of dental customers for the future. An optimal dental treatment including dental implantology should be provided for the so called "young old people" taking into account for the therapy the pathological and orofacial changes.

Dr Stephen Wheeler USA, Board member of DGZI affiliated Academy of Osseointegration—AO, showed catastrophic failure and loading protocols and agreed with statements of Dr Vollmer concerning caution in immediate loading especially in cases of poor bone quality. Dr M. Tamimi discussed different treatment options in the severely atrophied mandible.

Prof. Dr Nabil Barakat, Lebanon, demonstrated the interdisciplinary benefits of orthodontics and osseointegration. Dr Nadim Abu Jawdeh, Lebanon, was engaged with "The Smile Dynamics in Esthetic Dentistry". Prof. Dr Ahmed Noor Habib, Dean of the Faculty of Oral and Dental Medicine, informed about precise impression techniques and final restoration. Prof. Dr Abdel Salam Askary, Text book author, gave the au-



3D

Panorama

Veraviewepocs 2D/3D

3D Accutomo 170



Now: the NEW
Veraviewepocs 3De
for the entry into
digital 3D X-rays


The Number One in Every Class

 J.MORITA MFG.CORP.

Whether your interest is digital panoramic, cephalometric or 3D imaging – at J. Morita you always get the best device for the most precise diagnoses. As a pioneer in volume tomography we are familiar with the high requirements of diagnosticians. Our wide variety of devices and choice of combinations provide you with the sharpest imaging of details down to 80 µm.

From the first step, upgradable 2D devices, to the basic version Veraviewepocs 3De and the high-quality X-Ray CT unit 3D Accutomo 170, one thing always remains unchanged: You obtain the highest imaging quality from the lowest effective radiation dose and the shortest scan times. Nothing is more elementary than the correct diagnosis.


Trust the number one in the class! We would be happy to advise you. Phone +49 (6074) 836-0 or visit our website at www.jmoritaeurope.com



Volume Size
40 mm x 40 mm
60 mm x 60 mm
80 mm x 80 mm
100 mm x 100 mm
170 mm x 120 mm

Thinking ahead. Focused on life.


MORITA



dience detailed information about the indications for flapless surgery. Diagnosis and treatment to achieve the aesthetic smile was the topic of Prof. Rami Samir Guiha. The impressive lecture demonstrated the relationship between three primary components: the teeth, the lip and the gingival tissues.

The Director of Continuing Education, Prof. Dr Amr Abdel Azim, and the Dean of the Faculty of Oral and Dental Medicine, Cairo University, Prof. Dr Ahmed Noor Habib, talked about their mission for an excellent Post Graduate Dental Practice Training at Cairo University under the motto: Learn more, improve your skills, and be a step ahead!

The goal of the Continuing Dental Education and Training Centre (CDEC) is to provide general dentists with an opportunity to learn new concepts in the fast changing world of dentistry. The mission in continuing dental education is to engage in those educational activities that facilitate the maintenance and upgrading of the skills, knowledge, technology and competence of the practicing dentist or dental professional related to optimal dental health care delivery.

- _ Assess the learning needs of general dentists.
- _ Improve the knowledge and clinical skills of dental professionals.
- _ Introduce dental professional to new ideas and techniques as they become available to enhance the

care delivered by the dental professional by promoting excellence and consistency in education.

_ Design continuing dental education activities using modern educational methods, technology and media to accomplish objectives of the educational activity.

_ Periodically assess the continuing education needs of general dentists through surveys to develop and deliver the courses that are based on the established objectives and identified needs.

_ Plan and produce continuing dental education activities that are cost-effective.

_ Collaboration with other organizations like German Association of Dental Implantology (DGZI) to increase the availability and accessibility of continuing dental education to general dentists.

_ Operate the continuing dental education activities within an organizational framework to optimize administrative effectiveness and develop a comprehensive marketing and programming strategy.

During the meeting the DGZI representatives expressed their admiration for the well organized meeting and their hope for future mutual joint meetings and activities together with Cairo University, which just celebrated its centennial and 75 years anniversary of the Dental Faculty.



PIEZON-MASTER-SURGERY.COM

EMS⁺
ELECTRO MEDICAL SYSTEMS



PIEZON MASTER SURGERY® –
DIE WELT DER ZAHN-,
MUND- UND KIEFERCHIRURGIE
FEIERT EINEN NEUEN HELDEN

**REVOLUTION
IM OP**

INNOVATIV in Technologie, einfache Bedienung, alle Applikationen, exklusive Instrumente, beste Resultate, grosse Erfahrung – die Original Methode Piezon jetzt auch in der Parodontalchirurgie, der Implantologie, der Oral- und Maxilla-chirurgie.

Piezon Master
Surgery



EINZIGARTIG in der Welt der Chirurgie – das 3-Touch-Panel zur intuitiven Bedienung.

EXKLUSIV abgestimmt auf das neue piezokeramische Chirurgiehandstück – die neuen Swiss Instruments Surgery.

REVOLUTIONÄR bis ins Detail – wer den Piezon Master Surgery erlebt hat, fragt: Warum nicht gleich so?



Mehr Information
unter www.piezon-master-surgery.com