

## Alpha-Bio Tec.

### The comprehensive dental system

Alpha-Bio Tec presents its newly-developed NeO dental implant system. NeO presents a range of advanced design features, including a unique coronal cutting flute, innovative shape of variable threads combined with two micro threads and a patent-pending centering feature of the apical part.

The implant's distinct clinical benefits are:

high and firm primary engagement, high primary stability in complex cases, and reduced pressure on the cortical plate, easy penetration and long-term aesthetic results. With primary-stability enhancers matched with bone stress reduction elements, NeO is powerful and, yet, remarkably gentle to the bone. NeO includes two smart choice platforms: a narrow Conical Hex Connection (CHC) for Ø3.2mm and Ø3.5mm and a standard Internal Hex Connection (IH) for Ø3.75mm, Ø4.2mm and Ø5mm, both ideal for a wide variety of clinical indications. "Alpha-Bio Tec has once again gone one step further by developing the next sensation in implantology: the NeO implant system.

# neO

AlphaBio<sup>TEC</sup>  
Implantology

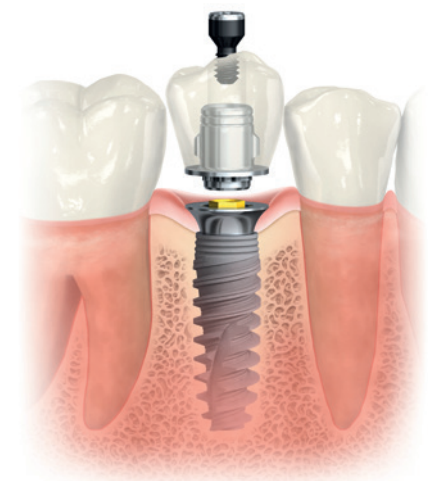


As always, our innovative product guarantees state-of-the-art technology, reliability, simplicity and fair pricing. I truly believe that NeO will be the next sensation and I invite you to be a part of this success," said Mr. Yuval Grimberg, General Manager, Alpha-Bio Tec. For more information, visit the website at: [www.alpha-bio.net](http://www.alpha-bio.net).

**Alpha-Bio Tec.**  
4 Hatnufa St. P.O.B. 3936  
Kiryat Arye, Petach Tikva  
49510, Israel  
[www.alpha-bio.net](http://www.alpha-bio.net)

## Nobel Biocare

### Introducing the On1 restorative concept



An important new addition to Nobel Biocare's assortment is the On1 concept.<sup>1</sup> This innovative modular solution bridges the gap between the surgical and prosthetic workflows. The On1 Base connects to the implant at surgery and then remains in place throughout the healing process,

prosthetic work and then the lifetime of the restoration. This leaves the soft tissue attachment undisturbed for optimised healing without compromising restorative flexibility.

With two height options available, there is the flexibility to change the On1 Base should the thickness of the soft tissue require it in the short or long term—an option not available with tissue-level implants. As the healing cap of the On1 concept supports an intraoral scanning approach, conventional impression-taking procedures for delivery of the final crown can be eliminated.

[1] The On1 Concept is under FDA 510(k) review and is currently not available in the US.

**Nobel Biocare Services AG**  
P.O. Box  
8058 Zurich-Airport, Switzerland  
[www.nobelbiocare.com](http://www.nobelbiocare.com)

## CAMLOG

### Comfortable for both user and patient

COMFOUR™ is CAMLOG's new system for occlusally screw-retained restorations in edentulous or partially edentulous jaws. Due to its many technical highlights, COMFOUR™ allows the realisation of several treatment concepts. In addition to occlusally screw-retained bridges for immediate and delayed restorations, the multi-optional system also permits bar and single-tooth restorations on straight and angled bar abutments.

COMFOUR™ offers a range of options to master the challenges in practice routine easier and with less time. Next to their versatility, the COMFOUR™ Abutments excel through their slim design. All components are of delicate and compact design, which simplifies prosthetic



restorations considerably for dentists and dental technicians and increases the wear comfort for patients. The aligning tools are used for finely adjusting cam alignment during implantation and the visual representation of the screw access channels of the prosthetic restoration. Useful additional components are the titanium caps for both temporary and definitive restorations.

**CAMLOG Biotechnologies AG**  
Margarethenstr. 38  
4053 Basel, Switzerland  
[www.camlog.com](http://www.camlog.com)

## NucleOSS

### T6 implant system introduced to the global market

From October 21 to 23, NucleOSS, Turkey's biggest and most-popular implant manufacturer, invited more than 750 dentists, implantologists and distributors from all over the world to the Sheraton Cesme Hotel Resort & Spa in Cesme, Turkey to celebrate the launch of their new T6 Implant system.

Salih Sanli, CEO and founder of NucleOSS, welcomed the selected guests to an exclusive event that introduced the new T6 Implant system with a unique and stunning light installation. As part of the event, Prof. Dr. M. Kemal Ünsal, President of the Turkish TFI-Academy (Together for Implantology) as well as various other members of the academy demonstrated in short presentations the advantages of the new T6 Implant system. The lectures were rounded off with prizes being awarded to TFI-academics for their outstanding achievements and all-important research work. The crowning glory of the event was the evening's



gala dinner, featuring traditional food and music, and an exclusive concert by Turkey's most famous pop singer Isin Karaca.

The new T6 implant system represents the sixth generation of NucleOSS implants that are known for their easy application and multiple solutions. NucleOSS will participate in next year's IDS

2017 in Cologne. Please visit NucleOSS at booth number D060 located in hall 4.1.

**NucleOSS Europe GmbH**  
**Floßhafenstr. 6**  
**41460 Neuss, Germany**  
**www.nucleoss.com**



## Klockner

### Soon, excellency will be renewed

After 15 years of research, the surface which accelerates the biological stability has arrived. Obtained by two-step thermochemical treatment, alumina particle bombardment and thermochemical treatment, the OPTIMUM® Grade IV titanium surface contacti® developed by Klockner features excellent resistance to mechanical corrosion. The thermochemical treatment covers implants' surface with sodium titanate that, once in contact with blood and due to the sodium ion activity, forms a stable union between its apatite layer and the implant. The implant's surface topography reveals a Sa of  $1.5 \pm 0.1 \mu\text{m}$  and is optimised to minimise possible bacterial invasion. Technical properties such as high hydrophilic

capacity, bioactivity, osteoconductivity and protein adsorption results in an acceleration of the biological stability, obtaining optimal ISQ values for implant loading in four weeks. Thus, contacti® provides an ideal surface for immediate and early loads and is especially recommended for treatments of patients at risk.

**Klockner Implant System – Soadco S.L.**  
**AVGDA. FITER I ROSSELL 4 BIS LOCAL 2**  
**ESCALDES-ENGORDANY [AD700] PRINCIPAT D'ANDORRA**  
**www.klockner.es**





## Bioimplon

### Hypro-Sorb® X

Hypro-Sorb® X is a root-shaped cone of pure, crystalline, bovine Atelo-Collagen Type I. It is indicated to stop the bleeding after tooth extraction and to help preserve the alveolar ridge.

The Hypro-Sorb® X cone is made of 99.9% Atelo-Collagen Type I, a modified collagen from which immunogenic telopeptides have been biochemically eliminated. This ensures highest biocompatibility and safety. Thanks to our lyophilisation processing technology, the natural collagen structure with all its bioactive elements is preserved in the cones without alteration. This unique product has an approved bacteriostatic effect and is strongly hydrophilic. All these advantages make



Hypro-Sorb® X a powerful haemostatic which ensures accelerated wound healing, optimal cell adhesion, blood absorption and excellent handling.

**Bioimplon GmbH**  
**Friedrich-List-Str. 27**  
**35398 Gießen, Germany**  
**www.bioimplon.de**

## Straumann

### “Lifetime+ Guarantee” for Roxolid® implants

Roxolid®—the dental implant material for superior strength and more indications—has brought a new level of confidence to implant dentistry that enables Straumann to offer an industry-leading guarantee. Roxolid® by Straumann has been specifically designed for use in dental implantology. This unique material combines excellent osseointegrative properties with high mechanical strength. Roxolid® leads to increased mechanical resistance and up to 21% higher fatigue strength compared to titanium implants. Straumann’s standard Lifetime Guarantee covers the replacement of the implant in the rare event of breakage and is valid for the patient’s lifetime. Few manufacturers offer this level of guarantee. For Roxolid®

implants, Straumann is extending this lifetime guarantee to include a monetary contribution to the follow-up treatment costs. Straumann has invested years of expertise, scientific research and clinical experience in perfecting the design and material properties of its implants and abutments. Now, it is the first leading dental implant manufacturer to offer a lifetime guarantee covering both the product and a contribution to the treatment costs. Learn more here: <http://ow.ly/4mVWv7>.

**Institut Straumann AG**  
**Peter-Merian-Weg 12**  
**4002 Basel, Switzerland**  
**www.straumann.com**



## Planmeca

### Planmeca Minute— 3-D printing with Planmeca Creo™

We introduced our new Planmeca Minute video series earlier this year. These short and visually appealing videos have been well received, with each one highlighting a specific feature or product from the Planmeca portfolio.

The newest Planmeca Minute video focuses on our new Planmeca Creo™ 3-D printer, which has been designed for creating dental models and surgical guides from medically approved materials with true precision and efficiency. Take a look!

In the near future, Planmeca Creo will also support the creation of other dental objects of intricate detail, such as dental splints, temporary fillings, and orthodontic models.



The 3-D printer uses Digital Light Processing (DLP) technology to create objects out of UV curable resin. It has its own dedicated software, which is included as part of all deliveries. Planmeca Creo is already available for orders—the first deliveries will take place soon.

**Planmeca Oy**  
**Asentajankatu 6**  
**00880 Helsinki, Finland**  
**www.planmeca.com**

# SUBSCRIBE NOW!

implants – international magazine of oral implantology

Interdisciplinary & transparent & market orientated

ONLINE  
SUBSCRIPTION HERE



www.oemus.com/abo



## stay updated:

research  
**Survival of allogenic  
corticocancellous bone blocks**

case report  
**Straightforward advanced complex  
in dental implantology**

industry  
**Vestibular cortical stabilisation  
with bone graft**

Fax **+49 341 48474-290**

I would like to subscribe for the following journals:

- laser – international magazine of laser dentistry 4 issues p.a. 44.– €\*
- implants – international magazine of oral implantology 4 issues p.a. 44.– €\*

Terms & Conditions: The subscription may be cancelled in written form without due justification within 14 days of order by contacting OEMUS MEDIA AG, Holbeistr. 29, 04229 Leipzig, Germany. Dispatching notification in good time will suffice. The subscription is automatically extended by another twelve months if it is not cancelled in written form 6 weeks prior to the end of the reference period.

\*All prices include VAT and shipping (within Germany).  
Conditions for international subscriptions upon request.

\_\_\_\_\_  
Last Name, First Name

\_\_\_\_\_  
Company

\_\_\_\_\_  
Street

\_\_\_\_\_  
ZIP/City/County

\_\_\_\_\_  
E-Mail

\_\_\_\_\_  
Signature

PayPal

Credit Card

\_\_\_\_\_  
Credit Card Number

\_\_\_\_\_  
Expiration Date

\_\_\_\_\_  
Security Code