


Nouvag

Let's talk Implantology



The latest development in the field of implantology by Nouvag AG is the motor system MD 11 that is now available in version 2.0. The company has now implemented the function of thread cutting and made the device handling even easier than it already was. During its development, much attention has been given to a quiet, low-vibration motor running, which is the most likely perceived feature for patient and surgeon as well. The insertion of the tubing set is done with very little effort due to the great visibility of the

mounting bracket and easy to reach notches in the bracket. To make the set of the MD 11 complete, Nouvag offers all required Contra Angles such as the 1:1, 16:1, 20:1, 32:1 and a 70:1. The 20:1 Contra Angle, available also with LED spotlight, covers the largest field of the implantologist's tasks, thanks to the sophisticated motor control of the MD 11, which provides sufficient torque from the lowest possible speed of 15 rpm to the highest speed of 1,700 rpm. At the new 20:1 Mini-E-Type Contra Angle, in conjunction with the new electronic motor with

a shorter handpiece carrier, the resting point lies between the surgeon's thumb and index finger, allowing for a better balance and force delivery to the drill. Customers can ask sales representatives any question about the MD 11 via the company's website and will soon receive a detailed answer with a quote and the address of a local dealer. With any Nouvag device and accessory comes a piece of safety, precision and reliability, made in Switzerland.

Nouvag AG
Schulthaißstraße 15
78462 Constance, Germany
www.nouvag.com

ClaroNav

Affordable image-guided navigation system



Navident is a dynamic navigation system for dental implants developed by ClaroNav Inc. that is used all over the United States, Canada, Asia and Europe. It offers dental surgeons, for the first time ever, an affordable image-guided navigation system that provides real time access to information about the advance of the drill tip: its exact location, depth and angulation in the patient's jaw relative to the dental implant plan. Implantation procedures can be less invasive, more accurate, safer, faster and less stressful. Subsequent restorations can be easier and less costly. Recently, ClaroNav launched the Dynamic Navigation Society (DNS), its educational division that provides peer-to-peer education. DNS organises courses worldwide, bringing experienced clinicians together with interested doctors for courses, over-the-shoulder sessions and live surgeries. Courses are offered in a variety of formats (half day, 1-day, 2-day, weekday or weekend) to accommodate the clinician's schedule. For more information, email info@claronav.com or visit us at IDS 2017 (Hall 2.2, A.061).

ClaroNav Inc.
1140 Sheppard Avenue West, Unit 10
Toronto, Ontario, Canada
www.claronav.com

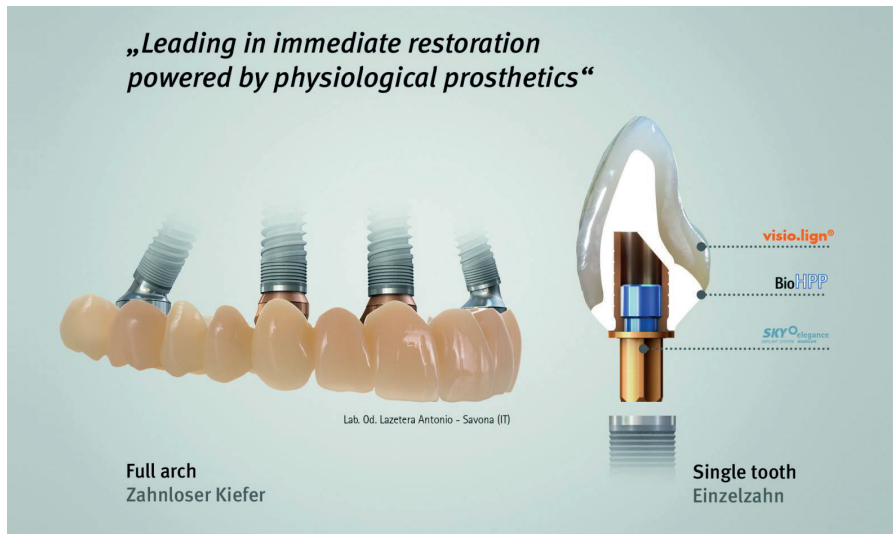
Immediate restoration for any indication

In the event of a loss of teeth, patients desire a cost-effective and rapid restoration. Using an immediate restoration, the treatment time is

shortened and therefore costs are also reduced. Using the BioHPP SKY elegance hybrid abutment by bredent medical, single tooth resto-

rations can be carried out and small bridges can be restored immediately. Because the BioHPP SKY elegance hybrid abutments are as elastic as a temporary abutment, they can be inserted straight after the implantation. This type of restoration has already proven successful for 5 years and has demonstrated exceptional results in clinical practice.

The immediate restoration from the SKY fast & fixed treatment has even proven itself in patients whose jaws are becoming edentulous. Almost 30,000 patients have been treated with this system in the last 10 years. The blueSKY implants are inserted as soon as the last teeth have been extracted and are treated using a temporary bridge, according to a standardised protocol.



bredent medical GmbH & Co. KG
Weißenhörner Straße 2
89250 Senden, Germany
www.bredent-medical.com

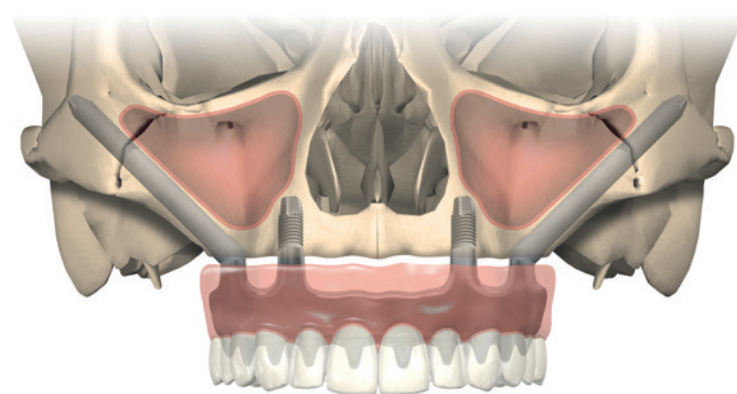
Graftless treatment of severe maxillary resorption

For patients with severe maxillary resorption, extensive grafting procedures can mean lengthy treatment times. But there is an alternative: By anchoring in the zygomatic bone, the NobelZygoma implant system can enable an immediate loading protocol for a graftless treatment. This dramatically shortens time-to-teeth and can allow patients with severely resorbed maxillae to return to a normal quality of life.¹

The new NobelZygoma 0° and NobelZygoma 45° implants anchor in zygomatic bone and provide an excellent option for treating severe maxillary resorption. They have an unthreaded implant body designed to interface with soft tissue, and depending on the anatomical situation parts of the implant body can be located outside of the maxillary sinus. For the extra-maxillary placement, the coronal part of the implant should still have bone support. This technique enables a position of the implant head close to the crest of the alveolar ridge

that facilitates a prosthetic procedure which in turn offers easier cleaning and better comfort for the patient² while improving phonetics³.

The straight implant head and mount-free insertion of the NobelZygoma 0° implant allow for greater flexibility during implant placement. The clinician can also enjoy prosthetic versatility with the new 45° and 60° Multi-unit Abutments. The NobelZygoma 45° implant comes in an ex-



tended range of implant lengths, from 30 mm to 52.5 mm, all with an external hex connection.

Attending IDS? Head to the Nobel Biocare booth in Hall 10.1 to see for yourself.

Nobel Biocare Services AG
P.O. Box
8058 Zurich-Airport, Switzerland
www.nobelbiocare.com

References



NucleOSS

Expansion on German-speaking market

NucleOSS has seen an enormous interest in their home market in Turkey as well as in other countries worldwide on the T6 implant line. This well-approved implant offers a stable internal connection and a simple handling combined with

a completely colour coded system which makes the usage for customers easy and time effective. Furthermore, the T6 implant system is evaluated and approved by the NucleOSS' scientific committee TFI academy.

Based on the increased demands from the German-speaking market, NucleOSS Europe GmbH has strengthened its management team with Wolfgang Müller, who has precious and longstanding management experiences in the area of dental implants. One of the next steps will be to enlarge the German office and warehouse for the German, Swiss and Austrian market, so that the company will be prepared for the increasing demands and be able to offer the best customer service possible, as Salih Sanli, CEO and founder of NucleOSS, states. At the same time, the company announces its newly developed product line which will soon be introduced to the dental market. NucleOSS is convinced that the advantages of its system covering all treatment options in the field of prosthetics will be assessed as an innovative and modern system, offering a high class implant with all surface structures for an attractive price of only 69 EUR.



NucleOSS Europe GmbH
Floßhafenstraße 6
41460 Neuss, Germany
www.nucleoss.com

Dentaurum Implants

Become a certified “Expert in Dental Implantology”

Would you like to know how to achieve perfect aesthetics when working with implants? Are you interested in finding out what possibilities there are when not enough bone material is available? Would you like to have comprehensive training in implantology? Then you really should save this date in May 2017. Dentaurum Implants is holding a series of courses under the title “Expert in Dental Implantology”, offering participants the chance to improve specialist knowledge in the field of implantology. The courses have been specially coordinated to provide broad information covering various aspects such as implant planning, implant insertion, dental technical variants, management of hard- and soft-tissue, augmentation processes as well as anatomy and operation techniques, all taught using human specimens.

With the help of an expert team, the courses will give an insight into the world of implantology. Emphasis is placed on practical work; hands-on exercises will help to transfer the newly-acquired knowledge to the daily work in the dental practice.

The courses are run in cooperation with the Faculty of Medicine at the Friedrich-Alexander University (FAU) Erlangen-Nürnberg, Germany. In the spirit of the uni-

versity's motto “Advance through networks”, the faculties and departments work together. Participants, too, can benefit from the interdisciplinary teaching and research. The course will be from 8 to 16 May 2017 with a restricted number of participants.

Dentaurum Implants GmbH
Turnstraße 31
75228 Ispringen, Germany
www.dentaurum-implants.com



Dentsply Sirona

Enhanced range of TiBases for more implant systems

At the 25th Annual Scientific Congress of the European Association of Osseointegration (EAO) in Paris, Dentsply Sirona CAD/CAM presented CEREC's enhanced range of TiBases: Together with the corresponding scanposts, these enable hybrid custom abutments and/or screw retained crowns to be delivered in a single patient visit.

With the new TiBases, further implant systems are now supported in CEREC, in particular those from Dentsply Sirona Implants with Ankylos® & Astra Tech Implant System EV® which, up to now, were not part of the CEREC portfolio. TiBases and scanposts have been introduced for these as well as for BioHorizons (internal connection) and OSSTEM TS.

TiBases form the basis for two-part customised abutments. Hybrid abutments with a TiBase can be used as a screw-retained crown, as a



provisional restoration and as a customised healing abutment. They can be processed and inserted directly in the dental practice. Hybrid abutments with a meso-structure made up of zirconium dioxide boast, compared to those made of titanium, improved apposition on the gingiva and enable better aesthetics to be achieved. In addition to zirconium oxide, further materials from CEREC material partners can be used, such as IPS e.max from Ivoclar Vivadent.

Dentsply Sirona
Sirona Straße 1
5071 Wals/Salzburg, Austria
www.dentsplysirona.com


MIS

Fixed restorations for atrophic ridges

The MIS MULTIFIX solution allows for a comprehensive treatment plan for edentulous patients, of full-arch, immediate restoration, using Multi-Unit abutments on just four implants. This greatly reduces patient treatment time and alleviates the need for multiple visits.

Patients who have undergone the MULTIFIX procedure report an improved quality of life, a regain of their lost social confidence and improved function and overall appearance. For these patients, who are completely edentulous or close to it, the greatest advantage is the time and discomfort saved. Procedures

which may have taken months to complete and included complicated surgery and bone grafting, have now been simplified



and optimised, enabling a full-arch prosthesis to be seated on four implants on the same day of placement.

Additionally, the straight and 30° angulated Multi-Unit abutments allow for optimal distribution of force thanks to the unique insertion tool of the angulated units, as well as high stability which is achieved by the longer implants and posterior angulated placement of them.

MIS Implants Technologies GmbH
Simeons carré 2
32423 Minden, Germany
www.mis-implants.com

Integration Diagnostics Sweden

Customer-oriented product design and a strong market impact

Integration Diagnostics Sweden is rapidly growing by adding distributors to its global network, with a close cooperation with most major implant companies and constantly adding more implant systems to its Multipeg assortment. PenguinRFA is now available in more than 30 countries by 17 distributors, currently covering more than 36 implant systems with Multipegs.

Multipegs are made from durable, tissue-friendly titanium and has sealed magnets, which makes it possible to autoclave them at least 20 times. They are also laser marked with type number to avoid mix-ups or using the wrong Multipeg. The PenguinRFA concept is affordable, uncomplicated and with reusable Multipegs—just what

clinicians are asking for. The instrument is handheld and very user friendly, which makes the learning curve very short, fulfilling the customers' demands. Strong business partners add to the market success.

In addition the RFA technique has become even more accurate by creating an ISQ standard calibration system, which means minimised variance between different Multipegs. Due to the reference system, physical misfit between components can be detected and eliminated. In the future, Integration Diagnostics Sweden will continue to build its distributor network globally and intensify the research around implant diagnostics.

Integration Diagnostics Sweden AB
Nedergårdsgatan 5
416 54 Göteborg, Sweden
www.penguinrfa.com

