



DGZI and Maghreb countries agree on

## Partnership and Meetings

**Libyan Health Minister welcomed Partnership**  
On the fringes of the United Nations climate conference on 16 November 2016, DGZI member Dr Ali Elmalih, who is a DGZI representative in the Maghreb region, met the Minister of the Libyan Health Dr Omar Bashir Al-TaHER. At the meeting in Marrakech, Morocco, Dr Elmalih handed

the minister a letter from DGZI Vice President Dr Rolf Vollmer, and also a memorial shield from the DGZI. Dr Elmalih discussed with the Minister the 10<sup>th</sup> Arab-German Congress of Dental Implantology, which will be held in the city of Agadir, Morocco, accompanied by the first German-Maghreb Countries Meeting of Dental Implantology. The minister welcomed this matter and wished the congress and the DGZI good success in the region.

### First German-Maghreb Countries Meeting

For many years now, the DGZI maintains a close partnership with members and colleagues in the Arab world, which manifests in regularly held meetings—the Arab-German Congress. For the 10<sup>th</sup> time, the Congress will take place on 12 and 13 May 2017. This year's hosting place will be Agadir in Morocco—with this, the DGZI expands its Arab-German

partnership to the Maghreb region for the first time, which includes the countries Lybia, Tunisia, Algeria, Mauritania and Morocco. Under the supervision of DGZI Vice President Dr Rolf Vollmer and Head of the International Section Prof. Dr Mazen Tamimi, DGZI member Dr Ali Elmalih invites all interested to the 10<sup>th</sup> Arab-German Congress and first German-Maghreb Countries Meeting of Dental Implantology. There will be much space for exchanging expertise between Arab Maghreb people and Germans and thus creating an international social community. For more details about the scientific programme, exhibition map, registration and fees visit the congress' website under <http://AGCi2017.e-polytechnique.ma>.



DGZI mourning the death of

## Dr med. Wolfgang Schwab (1956–2016)

If you ask professionally active physicians and dentists which university professors left the most persisting impression on them during their course of studies, anatomists are most frequently named. The Dresden anatomist Wolfgang Schwab, who recently passed away following a long severe illness, was one of these teachers.

Despite his routinely large teaching burden he pursued new scientific questions in anatomy focusing particularly on dental development and the histology, cell biology and microbiology of normal and osteoarthrotic cartilage. He focused his work primarily on caveolins, integral membrane protein molecules of caveolae, presenting new and relevant findings on their expression, regulation and function in articular chondrocytes. This work on the biology of cartilage cells lead to his habilitation in 2006 in the medical faculty of the TU Dresden. He submitted a very extensive text titled, "Structure, function and pathological aspects of the chondrocytes and joint cartilage".

Further cell-biological and molecular-biological contributions followed, focusing on the biology of dental epithelial cells. In the past several years,



Wolfgang Schwab was very much involved in clinical-anatomical advanced training and continuing education for physicians and dentists, especially in courses aimed at dental implantologists. He increasingly dealt with questions arising from the clinical point of view using macroscopic and histological methods and presented numerous new clinically relevant findings on humans, e.g. on the nervous supply to the jaw regions.

Dr Schwab has supported the DGZI since 1999 with his anatomy courses. He also participated in establishing an extensive manuscript which formed the foundation for the DGZI Curriculum Anatomy and will be applied by many students in the future years.

Wolfgang Schwab leaves behind his wife and three sons. His former students, his colleagues and scientific peers will always remember him with gratitude for his exemplary commitment to teaching, and, above all, for his distinctive personality. The curriculum for students of dentistry, which he had shaped over the years will be continued in his spirit.

*Prof. Dr Werner Götz, Prof. Dr Michael Kasper, Dr Ute Nimtschke*




# 3<sup>RD</sup> ANNUAL MEETING OF

# ISMI | INT. SOCIETY OF METAL FREE IMPLANTOLOGY



BOOK ONLINE / CONGRESS PROGRAM



May 5–6, 2017

Constance, Germany — Hedicke Gastro Benefits

[www.ismi-meeting.com](http://www.ismi-meeting.com)

**Metal-free Implantology—  
Defining its position**

**Scientific Director  
Dr Karl Ulrich Volz/Constance (DE)**

## PRE-CONGRESS

FRIDAY, May 5, 2017

### SYMPOSIUM CAMLOG


10.00–12.00 **Dr. Frederic Hermann/Zug (CH)**  
Two-piece zirconium dioxide implants—Scientific and clinical aspects

**Jens Strohm/Wimsheim (DE) (CAMLOG)**  
Introduction of the CERALOG implant system.  
Components and indications


**Dr Siegmund Döttelmayer/Bad Aussee (AT)**  
Examples of use and case presentation in respect to the live operation

12.00–13.00 **Opening BBQ**  
Opening of the Dental Exhibition


### LIVE OP

13.00–14.00 **Live OP ①**  
 Implantation with CERALOG implantat system  
**Dr Siegmund Döttelmayer/Bad Aussee (AT)**

14.00–14.30 Break/Visit of the Dental Exhibition

14.30–15.30 **Live OP ②**  
 WhiteBeauty—Implantation in the anterior or posterior region  
**Priv.-Doz. Dr Armin Nedjat/Flonheim (DE)**


15.30–16.00 Break/Visit of the Dental Exhibition

16.00–17.00 **Live OP ③**  
 Sinus lift with the new SDS sinus implant without bone replacement material  
**Sabine Hutfilz/Chemnitz (DE)**

### SYMPOSIUM SWISS DENTAL SOLUTIONS

10.00–12.00 **Dr Karl Ulrich Volz/Constance (DE)**  
New implants and concepts in 2017:  
– The new BONE-GROWING IMPLANTS  
– The new SHORT IMPLANTS  
– The new surgical/implantological concepts (BTP Biological Treatment Protocol, The Swiss Biohealth Concept, ALL IN ONE CONCEPT and many more)

### LIVE OP

13.00–15.00 **Live OP ④**  
 Immediate implant placement in maxillary region with immediate restoration  
**Dr Karl Ulrich Volz/Constance (DE)**

**Note:** Please note that the symposium Swiss Dental Solutions and live operations will take place at Swiss Biohealth Clinic. SWISS BIOHEALTH AG, Brückenstr. 13–17, 8280 Kreuzlingen, Schwitserland. [www.swiss-biohealth.com](http://www.swiss-biohealth.com)

### EVENING EVENT | ISMI WHITE NIGHT

Hotel Villa Barleben am See, Constance

17.30 onwards: Apéro and get-together with small delicacies from the region

19.30 dinner: Barbecue specialties and selected wines enjoyed in the historic villa's beautiful garden surroundings Barleben (Finish: midnight)

Price per person: 120,- € plus VAT

Registration is required for the evening event (limited numbers of participants). Please indicate your wish to participate on the registration form.

## MAIN CONGRESS

SATURDAY, May 6, 2017

Including breaks and discussions

(Simultaneous translation German/English, English/German)

09.05 – 09.20 **Dr Karl Ulrich Volz/Constance (DE)**  
Greeting and opening  
Ceramic implants state of the art – Where we stand and where we intend to go?


9.20 – 09.50 **Dr Karl Ulrich Volz/Constance (DE)**  
BONE-GROWING IMPLANTS: A quick and reliable path to success with new implant types and smart bone management

## Implant treatment plan should feature Adaptations for smokers

A Chinese study has found that smoking did not affect the overall success of implant surgery. In the current study, 45 ITI (Straumann) implants were placed in the partially edentulous posterior mandibles of 32 male patients, including 16 who were heavy smokers and 16 who did not smoke at all. Implant stability and peri-implant tissue response were assessed at three, four, six, eight and 12 weeks post-surgery.

In non-smokers, stability improved and implants began to better integrate into the bone after the second week. In the smoking group, however, implants only began to osseointegrate and become more stable after the third week. Despite successful short-term outcomes in both groups, smokers experienced more problems, including greater bone loss around the implants and deeper soft-tissue pockets.

In light of the findings, the researchers suggested that surgeons might need to change their standard implant loading schedule for patients who smoke heavily. The report, titled "Effect of heavy smoking on dental implants placed in male patients posterior mandibles: A prospective clinical study," was conducted by researchers at the First Affiliated Hospital of Xi'an Jiaotong University in Xi'an in China. The results were published in the December 2016 issue of the *Journal of Oral Implantology*.



## Oestrogen therapy helps reduce Periodontitis in postmenopausal women

A new study has now shown that this oestrogen treatment could also lower the prevalence of severe periodontitis in postmenopausal women. The study included 492 postmenopausal women, 113 of whom received osteoporosis treatment and 379 who did not. It showed that those who received systemic oestrogen alone, or oestrogen plus progestin, and calcium and vitamin D supplements for at least six months had lower periodontal probing depth, less clinical attachment loss and less gingival bleeding than women not receiving treatment

for osteoporosis. In particular, the prevalence of severe periodontitis was 44 per cent lower in the osteoporosis treatment group than in the other group.

The study, titled "Association between osteoporosis treatment and severe periodontitis in postmenopausal women," was published online ahead of print on Feb. 20 in *Menopause*, the journal of the North American Menopause Society. It was conducted at several scientific and state health institutions in Brazil in collaboration with the State University of New York.



© Kunst Bilder/Shutterstock.com

# SUBSCRIBE NOW!

implants – international magazine of oral implantology

ONLINE SUBSCRIPTION HERE



www.oemus.com/abo



Fax **+49 341 48474-290**

I would like to subscribe for the following journals:

implants – international magazine of oral implantology  
4 issues p.a. 44.– €\*

ceramic implants – international magazine of oral implantology  
2 issues p.a. 30.– €\*

Terms & Conditions: The subscription may be cancelled in written form without due justification within 14 days of order by contacting OEMUS MEDIA AG, Holbeinstraße 29, 04229 Leipzig, Germany. Dispatching notification in good time will suffice. The subscription is automatically extended by another twelve months if it is not cancelled in written form 6 weeks prior to the end of the reference period.

\* All prices include VAT and shipping (within Germany).  
Conditions for international subscriptions upon request.

\_\_\_\_\_  
Last Name, First Name

\_\_\_\_\_  
Company

\_\_\_\_\_  
Street

\_\_\_\_\_  
ZIP/City/County

\_\_\_\_\_  
E-Mail

\_\_\_\_\_  
Signature

PayPal

Credit Card

\_\_\_\_\_  
Credit Card Number

\_\_\_\_\_  
Expiration Date

\_\_\_\_\_  
Security Code

Holbeinstraße 29 · 04229 Leipzig · Tel.: 0341 48474-201 · grasse@oemus-media.de

**OEMUS MEDIA AG**

# 10<sup>th</sup> Arab-German Congress of Dental Implantology

---

12<sup>th</sup> – 13<sup>th</sup> May 2017  
Universiapolis, Agadir, Morocco



[www.agci2017.e-polytechnique.ma](http://www.agci2017.e-polytechnique.ma)  
E-Mail: [AGCI2017@gmail.com](mailto:AGCI2017@gmail.com)

