

NucleOSS

Optimal service for customers

NucleOSS has seen an enormous interest in their home market in Turkey as well as in other countries worldwide on the T6 implant line. This well-approved implant offers a stable internal connection and a simple handling combined with a completely colour coded system which makes the usage for customers easy and time

effective. Furthermore, the T6 implant system is evaluated and approved by the NucleOSS' scientific committee TFI academy. Within its growth and expansion strategy, the company now has shifted his German head office and has been strengthened with additional personnel to meet the increasing customer demand and ensure an optimal service for customers and partners. With Wolfgang Müller the management team has lately been reinforced with a managing expert in the area of dental implants.

At the same time, the company announces its newly developed product line which will soon be introduced to the dental market. NucleOSS is convinced that the advantages of its system covering all treatment options in the field of prosthetics will be assessed as an innovative and modern system, offering a high-class implant.

NucleOSS Europe GmbH
 Graben 17
 64646 Heppenheim, Germany
www.nucleoss.com



Bicon

Time proven design

The Bicon SHORT® Implant is an example of a time proven geometric design that successfully transfers the occlusal forces on its prosthesis to its surrounding bone by appropriately integrating the following features: a bacterially-sealed, 1.5 degree locking taper abutment to implant connection and a sub-crestally placed, sloping shouldered implant with a plateaued tapered root form body. Additionally, these integrated features compensate for the implant's ankylosed nature by successfully transforming occlusal forces to acceptable strains within the bone, provide for healthy and gingivally aesthetic peri-implant tissues, as well as for the callus formation of cortical like bone with central vascular systems.



Bicon Europe Ltd.
 Hauptstraße 1
 55491 Buechenbeuren, Germany
www.bicon.com

bredent medical

Implantology meets Bionics

Restoration of implants anchored firmly in the bone using bionic prosthetic materials is the latest trend in the field of implantology. The bredent group is achieving high growth rates with BioHPP®—a ceramically-reinforced PEEK—as frame and abutment material and the visio.lign veneer system made from composite materials.


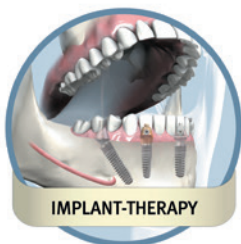
These bionic materials form the basis of one-time treatment in immediate restoration of individual teeth, i.e. the implants are fitted and once primary stability is sufficient, restoration is

immediately carried out using a crown. Once the implant has healed, the crown is then replaced, where necessary. The soft tissue accumulated on the abutment is not disturbed. The treatment times are reduced as a result of this new workflow and the number of visits that patients

have to make to the practice is therefore also reduced. What is more, less material is required, thereby reducing the costs of treatment. This type of material is a good value alternative to a conventional 3-part bridge on ground natural teeth.

SKYonics
 IMPLANTOLOGY MEETS BIONICS

bredent medical GmbH & Co. KG
 Weißenhorner Straße 2
 89250 Senden, Germany
www.bredent-medical.com



MIS

Biological Organic Contact

At this year's IDS, MIS Implants Technologies officially launched its latest product in implant engineering, the B+ implant surface. The B+ molecules bond chemically with the surface of the titanium dioxide of an implant and integrate with existing and newly forming bone, achieving greater initial osseointegration and long-term stability.

The specific bone-bonding properties of B+ have proven to produce greater fixation of the implant in the early stages post-placement, as well as greater stability later. B+ consists of a monolayer of multi-phosphonate molecules. These have a very high affinity to titanium dioxide, enabling a true covalent bond. The unique properties of this layer also make it extremely hydrophilic, which facilitates the colonization of cells on the surface naturally. Research has even shown that blood vessels grow directly into the surface of the implant, which is unaffected by the oral environment and has been proven very stable in different pH levels.




**MIS Implants
Technologies GmbH**
Simeons carré 2
32423 Minden, Germany
www.mis-implant.com

CAMLOG

One click, one scan, one shift

Since its market launch in 2013, the core concept of the iSy® Implant System has focused on the efficiency of surgical and prosthetic workflows. With this, iSy® stands for a reduction in the complexity of oral implant dentistry. The transgingival concept is designed to streamline the workflow. It is based on a reduced drill protocol and single patient drill. Regardless of



whether analogue or digital processes are used, the iSy® Implant base is only taken once for the final restoration and replaced by the definitive abutment. The "One-shift concept" describes this principle of a single abutment change, which is to bring additional benefits for the long-term stability of the peri-implant hard and soft tissue. "One click, one scan, one shift" is how iSy® describes the digital workflow for CEREC® users, which starts directly after implantation and follows through to the final restoration. The workflows can be streamlined even more with the new iSy® Scanning adapter, which is compatible with the Sirona Scanbodies S and allows making a definitive restoration with the One-shift concept in only one day.

CAMLOG Biotechnologies AG
Margarethenstr. 38
4053 Basel, Switzerland
www.isy-implant.com

Dentsply Sirona

Integrated solutions for efficient workflows

Dentsply Sirona's integrated solutions for implant dentistry enable dental professionals to deliver safer and more efficient treatment processes as well as increased comfort and improved quality of life for their patients. The company offers implant systems and procedures for all indications. With different types of macro- and micro-design and connective geometries, these products are set apart by a high degree of mechanical and biomechanical durability and by long-term clinical results. The Astra Tech Implant System EV has been specially optimized for digital workflows and hence fits perfectly into digital work processes. SmartFix is a treatment concept in which edentulous patients are fitted immediately with a full-arch fixed prosthesis supported by only four implants. The concept is available for all Dentsply Sirona's implant systems: Ankylos, Astra Tech Implant System and Xive. With Symbios Bone Regenerative solutions, the clinician has access to a wide range of bone

augmentation materials, membranes, and instruments.

**Dentsply Sirona –
The Dental Solutions Company™**
Sirona Straße 1
5071 Wals/Salzburg, Austria
www.dentsplysirona.com



Nobel Biocare

Treat more patients better—Genesis of a project

At the 2016 Nobel Biocare Global Symposium in New York, Trefoil was introduced to an international audience. This treatment approach offers the possibility of same-day rehabilitation of the edentulous mandible or a failing dentition in the lower jaw with a definitive implant supported prosthesis. An innovative compensation mechanism incorporated into a prefabricated framework allows adjustment to a precision fit on three implants, making Trefoil unique.

Based on a heritage of innovation

Over several decades, Prof. Brånemark and Barbro Brånemark travelled the globe in order to provide care to hundreds of patients suffering from acquired or congenital cranio-maxillo-facial defects, something they did without direct financial compensation. Brånemark recognised the high global incidence of edentulism and the universal problem of affordability for implant rehabilitation. In 1999, as a potential solution for this predicament he introduced Novum, which was the forerunner and progenitor of the Trefoil concept.

Novum was a pioneering landmark using immediate loading of implants combined with analogue-guided surgery. Favourable short-term results of implant and prosthesis survival rates were reported by multiple centres; however, a concerning incidence of post-surgical prosthetic complications was also documented. These restorative problems, coupled with the unforgiving nature of surgery, resulted in a decision by Nobel Biocare to discontinue Novum in 2007.

Based upon positive clinical results with over 70 patients treated using the Novum procedure in private practice and similar experiences from other surgeons it became clear



that the unforgiving surgical requirements of Novum and the high incidence of post-surgical restorative problems being reported were often related to misfit between the prefabricated framework and the three misaligned implants.

Trefoil: collaborative innovation

Over a four-year period, 2012–2016, the Trefoil team undertook an intense process of collaborative innovation, which included multiple engineers and clinical specialists. The Trefoil team focused on rectifying the deficiencies of Novum using engineering and clinical technology not available in the mid-1990s.

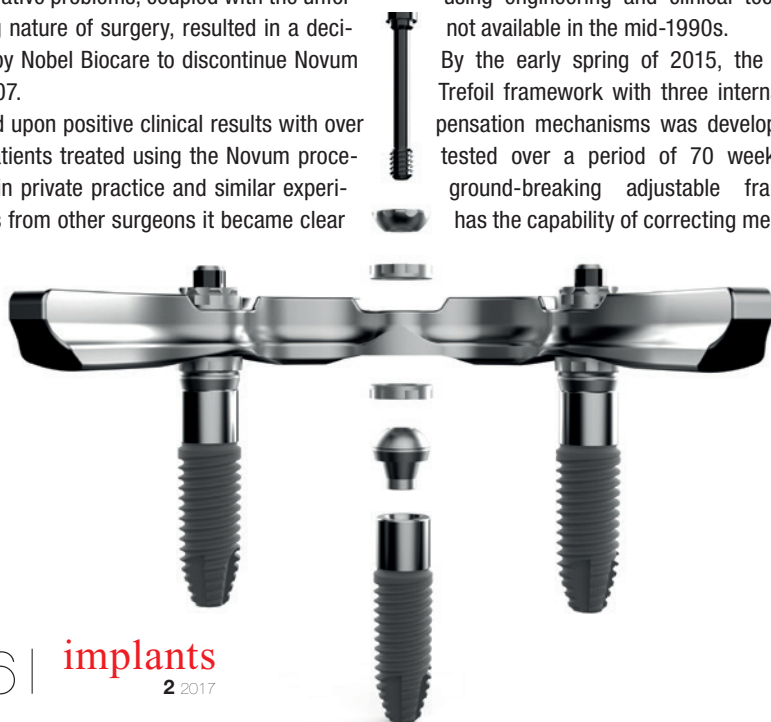
By the early spring of 2015, the present Trefoil framework with three internal compensation mechanisms was developed and tested over a period of 70 weeks. This ground-breaking adjustable framework has the capability of correcting meaningful

horizontal, vertical and angular misalignment of the three implants placed with guided surgery to achieve a precise fit. This collaborative development required three years of bi-weekly meetings during which 25 framework iterations and over 100 component design changes were evaluated. In April 2016, an international 5-year multicentre post market trial was commenced. By the end of December 2016, completed enrolment of 90 patients in the study was anticipated. To date, excellent early results have been reported in this prospective long-term study.

The Trefoil concept embodies the Nobel Biocare objective, “to treat more patients better,” by offering a reduction in cost using a simplified clinical workflow, a standardised prefabricated framework, and minimised componentry that reduces treatment time. The Trefoil concept was conceived and developed to extend the benefits of osseointegration to a new patient population. It is not intended to replace any of the current edentulous solutions presently available, but offers a more affordable premium alternative for an entirely new patient population instead.

Author: Dr Kenji W. Higuchi

Nobel Biocare Services AG
P.O. Box
8058 Zurich-Airport, Switzerland
nobelbiocare.com/trefoil



Nouvag

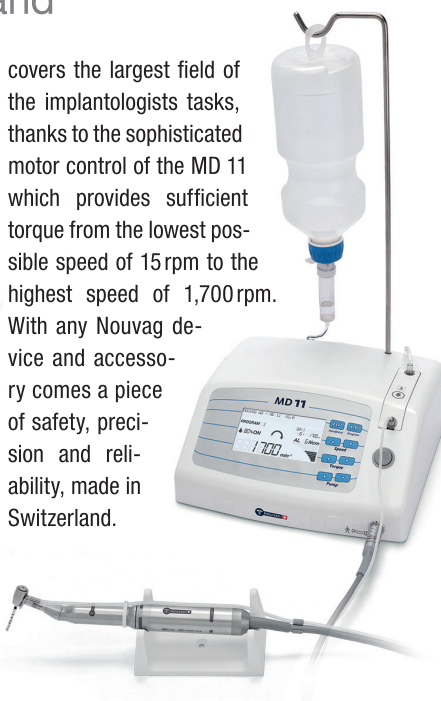
Safety made in Switzerland

For 45 years Nouvag AG has committed itself to the development and manufacturing of medical devices and instruments and is famous throughout the world for its legendary Physio Dispenser. The device was the first equipped with a peristaltic pump to deliver a sodium chloride water solution for the cooling of the rotating instruments to eliminate the feared necrotisation of bone and its surrounding tissues.

Nouvag's latest development in the field of Implantology is the motor system MD 11. Drilling, thread cutting, screwing in the implants and placing the cover screw are now organised in separate programmes. The insertion of the tubing set is done with very little effort due to the great visibility of the mounting bracket and easy to reach notches in the bracket. The display shows all information at a glance, no key pressing necessary. Even the activation of the cooling pump and the changing of the pump speed is conveniently done by pressing switches on the pedal.

To make the set of the MD 11 complete, Nouvag offers all required contra angles such as the 1:1, 16:1, 20:1, 32:1 and a 70:1. The 20:1 contra angle, also available with LED spotlight,

covers the largest field of the implantologists tasks, thanks to the sophisticated motor control of the MD 11 which provides sufficient torque from the lowest possible speed of 15rpm to the highest speed of 1,700rpm. With any Nouvag device and accessory comes a piece of safety, precision and reliability, made in Switzerland.



Nouvag AG
St. Gallerstr. 23–25
9403 Goldach, Switzerland
www.nouvag.com

Straumann

Small, strong and enduring

The Straumann® Bone Level Tapered Implant Ø 2.9mm (aka "the SmallOne") is a dedicated small-diameter implant that has all to inspire trust in implant-borne restorations for narrow interdental spaces or ridges.

This new member of the Straumann® Dental Implant System has been specifically engineered to address aesthetic challenges in compromised situations such as narrow interdental spaces or reduced bone availability. It possesses the outstanding mechanical strength

of the Straumann® Roxolid® material and the extensive healing potential of the Straumann® SLActive® surface. This made it possible to engineer an implant with a diameter as narrow as 2.9 mm that is reliable without compromising on strength. New prosthetic components in a unique oval design address the aesthetic challenges. They provide enough space for surrounding soft tissue to achieve pleasing aesthetic results in the anterior region. With this product you can treat your patients with confidence and offer an ideal treatment solution to increase patient acceptance.

Institut Straumann AG
Peter Merian-Weg 12
4052 Basel, Switzerland
www.straumann.com



Shortest Implants – Longest History.

Think Short!

For more than 30 years Bicon® short implants are unchanged in clinical use.

According to the 11th European Consensus Conference (EuCC) 2016 in Cologne, provided the specific treatment parameters are observed, the use of short, angulated or diameter-reduced implants in sites with reduced bone volume can be a reliable treatment option, given the risks associated with the use of standard-dimension implants in combination with augmentation procedures.

For more Information:

Bicon Europe Ltd.

Hauptstr. 1

55491 Buechenbeuren

Germany

Phone +49 (0)6543 818200

germany@bicon.com

www.bicon.de.com



bicon
 DENTAL IMPLANTS