

## Nobel Biocare

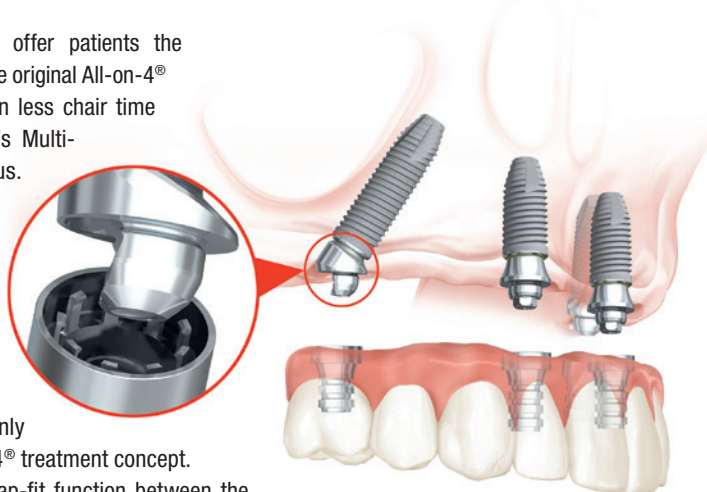
### Added efficiency for All-on-4® treatments

Clinicians can now offer patients the proven benefits of the original All-on-4® treatment concept in less chair time with Nobel Biocare's Multi-unit Abutment Plus.

This next-generation component is designed to substantially reduce the time required to perform a denture conversion—a procedure commonly

used for the All-on-4® treatment concept.

By introducing a snap-fit function between the Temporary Snap Coping Multi-unit Plus and the abutment, screws are no longer required during the try-in process. This means the common practice of removing the temporary cylinders and the denture several times during the conversion process can be done in a few snaps, with no need to tighten and loosen four screws each time. This represents a significant time-saving opportunity for the clinician. It can also dramatically increase



patient comfort and eliminates any worry about the screws potentially dropping out.

**Nobel Biocare Services AG**  
P.O. Box  
8058 Zurich-Airport, Switzerland  
[www.nobelbiocare.com](http://www.nobelbiocare.com)  
Exhibitor at EA0 congress 2017

## Bicon

### Time-proven design

The Bicon SHORT® Implant is an example of a time-proven geometric design that successfully transfers the occlusal forces on its prosthesis to its surrounding bone by appropriately integrating the following features: a bacterially-sealed, 1.5 degree locking taper abutment to implant connection and a subcrestally placed, sloping shouldered implant with a plateaued tapered root form body. Additionally, these integrated features compensate for the implant's ankylosed nature by successfully transforming occlusal forces to acceptable strains within the bone, provide for healthy and gingivally aesthetic peri-implant tissues, as well as for the callus formation of cortical like bone with central vascular systems.



**Bicon Europe Ltd.**  
Hauptstraße 1  
55491 Büchenbeuren, Germany  
[www.bicon.com](http://www.bicon.com)  
Exhibitor at EA0 congress 2017

## Dentsply Sirona

### Integrated solutions and seamless workflows

Dentsply Sirona continues to drive the development of integrated implant dentistry: Digitally supported workflows and harmonised products and processes are combined to create efficient and reliable treatment results. During the World Summit Tour in Nice, visitors

from more than 25 countries could experience how Dentsply Sirona products enable optimally integrated workflows for individual patient treatment.

In workshops, presentations and in the exhibition area—called the Inspiration Hub—integrated

solutions in implant dentistry were presented from a treatment team and a patient perspective. The presentation of the digital implant workflow visualised a clinic-to-laboratory workflow and a chairside workflow. "This is the first time the entire process has been presented live. We are very proud to show that we can offer our customers everything they need in one place—Dentsply Sirona is the only company to offer this," says Lars Henrikson, Group Vice President, Dentsply Sirona Implants.



**Dentsply Sirona –**  
The Dental Solutions Company™  
Sirona Straße 1  
5071 Wals/Salzburg, Austria  
[www.dentsplysirona.com](http://www.dentsplysirona.com)  
Exhibitor at the DGZI annual congress 2017  
and EA0 congress 2017

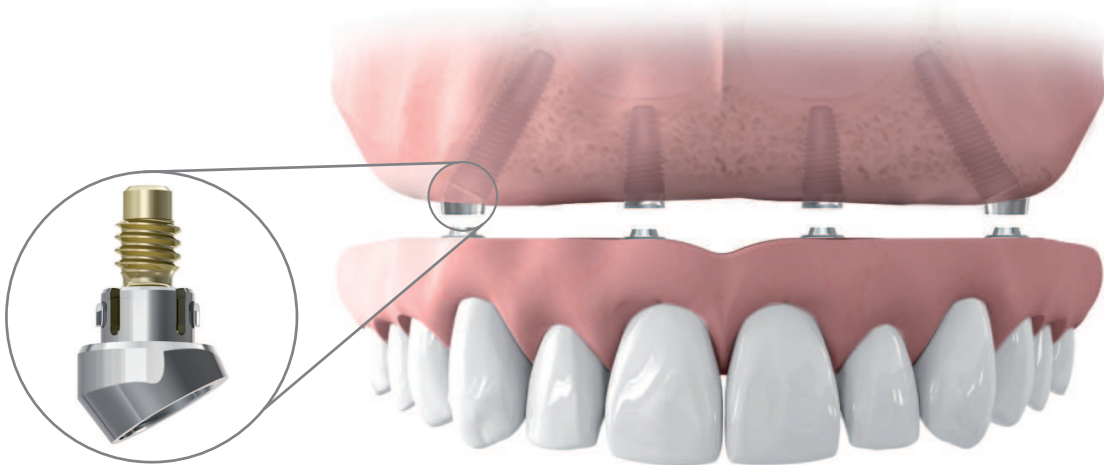
EAO)))

EUROPEAN ASSOCIATION FOR OSSEOINTEGRATION

CONGRESS

Visit us at Booth B16

neoss®




neoss 4+



## botiss

### New synthetic barrier membrane

With the introduction of permamem<sup>®</sup>, botiss expands its regeneration system by offering an exceptionally thin, non-resorbable, biologically inert and biocompatible membrane made of 100% high-density polytetrafluoroethylene (PTFE). As such, it maintains its structural integrity during implantation and over time. Due to its dense structure, permamem<sup>®</sup> acts as an efficient barrier against bacterial and cellular penetration and is therefore indicated for open healing in certain clinical indications like socket and ridge preservation. The biocompatibility of the product has been proven by preclinical data *in vivo*. botiss has already received positive feedback from the market regarding the handling and clinical performance of the new



membrane. Internationally renowned clinical experts like Dr Marius Steigmann and Dr Stavros Pelekanos have reported their successful use of permamem<sup>®</sup> in alveolar socket management and Guided Bone Regeneration (GBR).

**botiss biomaterials GmbH**  
**Hauptstraße 28**  
**15806 Zossen, Germany**  
**www.botiss-dental.com**  
**Exhibitor at EA0 congress 2017**

## CAMLOG

### Prosthetic solutions on ceramic implants



The CERALOG<sup>®</sup> implant system includes two proven ceramic implants: the one-piece CERALOG<sup>®</sup> Monobloc implant and the CERALOG<sup>®</sup> Hexalobe implant, the first two-piece ceramic implant with reversibly screw-retained PEKK abutments. The Hexalobe connection design, which is suitable for ceramics, allows modern prosthetic solutions on a ceramic implant. The Hexalobe implant in its current configuration has been used successfully in clinical practice since 2013.

CERALOG<sup>®</sup> is initially only available in Germany, Austria and Switzerland, and is gradually being introduced in other countries.

**CAMLOG Biotechnologies AG**  
**Margarethenstr. 38**  
**4053 Basel, Switzerland**  
**www.camlog.com**  
**Exhibitor at the DGZI annual congress 2017 and EA0 congress 2017**

The demand for aesthetic and particularly tissue-friendly implant restorations is showing steady growth. Sophisticated ceramic implant systems are one solution. The company CAMLOG meets these requirements and entered the market for ceramic implants with CERALOG<sup>®</sup>. CAMLOG has been working on ceramic implants for several years, and in summer 2016 acquired a majority stake in AXIS biodental SA, a Swiss pioneer in the production of zirconium dioxide implants.

## Nouvag

### Sophisticated motor management

Nouvag's latest development in the field of Implantology is the motor system MD 11. Drilling, thread cutting, screwing in the implants and placing the cover screw are now organised in separate programmes. The insertion of the tubing set is done with very little effort due to the great visibility of the mounting bracket and easy to reach notches in the bracket. The display shows all information at a glance, no key pressing necessary. Even the activation of the cooling pump and the changing of the pump speed is conveniently done by pressing switches on the pedal.

To make the set of the MD 11 complete, Nouvag offers all required contra angles such as the 1:1, 16:1, 20:1, 32:1 and a 70:1. The 20:1 contra angle, also available with LED spotlight, covers the largest field of the implantologists tasks, thanks to the sophisticated motor control of the MD 11 which provides sufficient torque from the lowest possible speed of 15 rpm to the highest speed of 1,700 rpm.

**Nouvag AG**  
**St. Gallerstr. 23–25**  
**9403 Goldach**  
**Switzerland**  
**www.nouvag.com**





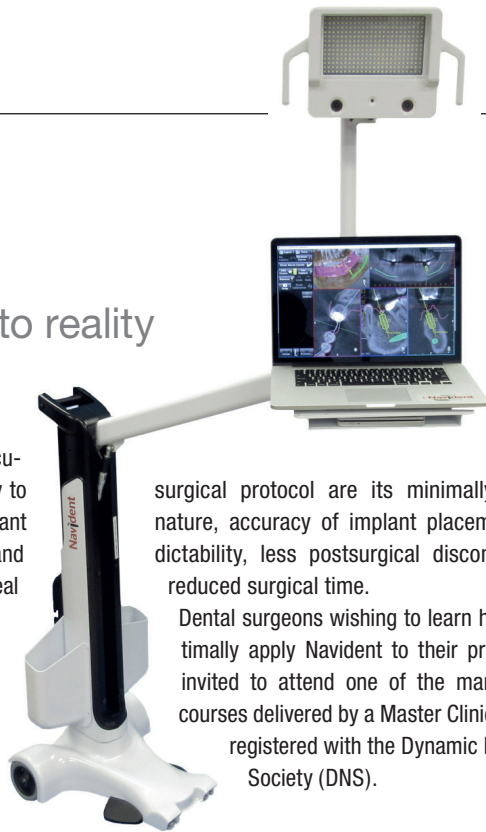
## ClaroNav

### Mapping virtual to reality

As breakthrough in computer-aided implantology, Navident offers clinicians an easy to use, accurate, portable and affordable way to plan desired restorations and implant placement on a virtual patient and then execute the plan on the real patient's jaw.

The virtual patient's jaw is created from the CBCT and, optionally, digital impression data in only seconds. The plan, including crowns and implants, is prepared in a few minutes and can be modified any time.

During surgery, Navident shows the advance of the drill tip or implant in the patient's jaw relative to the surrounding structures and the implantation plan. The advantages of this



surgical protocol are its minimally-invasive nature, accuracy of implant placement, predictability, less postsurgical discomfort and reduced surgical time.

Dental surgeons wishing to learn how to optimally apply Navident to their practice are invited to attend one of the many clinical courses delivered by a Master Clinical Trainer registered with the Dynamic Navigation Society (DNS).

#### ClaroNav

1140 Sheppard Avenue West, Unit 10  
Toronto, Ontario M3K 2A2, Canada  
[www.claronav.com](http://www.claronav.com)  
Exhibitor at EA0 congress 2017

## TRATE

### Open implant system

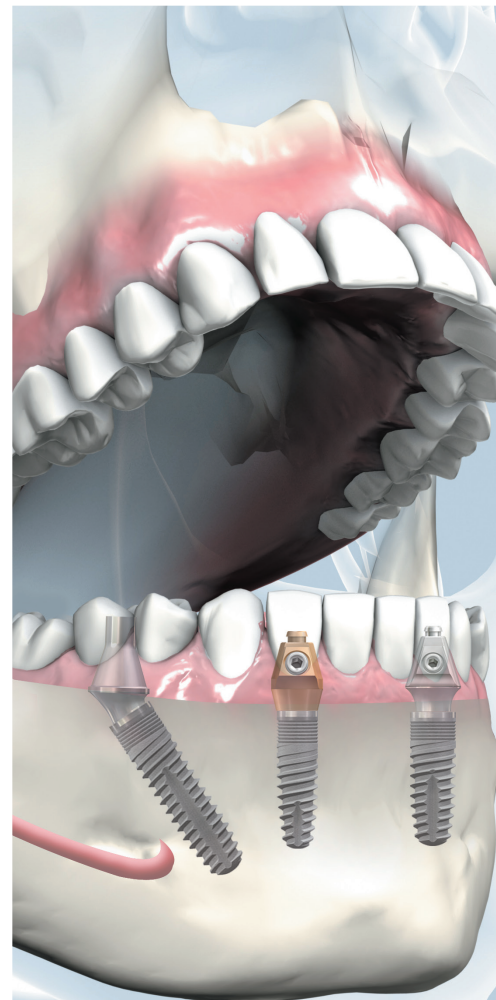
With the open implant system ROOTT, the company TRATE offers a fresh simplified outlook to modern concepts of implantology. The brand has three radically innovative implant family designs. The mainstay is the two-piece implant—ROOTFORM type—it has an aggressive implant body design with a deep tapered conical connection and an indexing hex. The wide variety of prosthetic options, including the multiunit connection, make it a very versatile system. ROOTT also has a refined selection of single-piece implants. The compression screw implant—COMPRESSIVE type—is ideal for simplified immediate loading protocols in healed edentulous ridges and the axial basal or bicortical

screw design is used to treat the more challenging cases with simplicity and efficiency. TRATE has its own production site within the EU, where ROOTT implants are manufactured in a state of the art facility with the highest quality standards. This is a very high value implant system at an affordable price, something every implantologist must try to have in their armamentarium.

#### TRATE AG

Seestr. 58  
8806 Bäch, Switzerland  
[www.trate.com](http://www.trate.com)

Exhibitor at the EA0 Congress 2017



# SKYonics

IMPLANTOLOGY MEETS BIONICS

The SKY® fast & fixed  
Therapy



Train the bone –  
save the tissue with  
Bionic framework and  
veneering materials.  
10 years success in immediate  
full arch restoration.

- Easy to use
- Aesthetic results
- Increase profit

Call (+49) 0 73 09 / 8 72-4 41  
to get more information about  
the indications and the versa-  
tility of the SKY® fast & fixed  
therapy.

SKY  
IMPLANT SYSTEM



## Straumann

### Precision from a different angle



Expand your options to leverage the quality of Straumann® screw-retained restorations—with flexibility and precision from a different angle. The Angled Solution Systems combine angled screw channels and a best-in-class self-retaining screwdriver. They offer treatment options for a wide variety of indications in the anterior and posterior zone and give the choice for either a

conventional or digital design. The angled screw channel of the restoration has been refined to help achieve the best aesthetic and functional outcome. No matter the implant, the screw channel can be tilted up by up to 25° in all directions. Yet, its diameter has been designed as small as possible in order to leave more space for a restoration. The proven Straumann conical screw connection and insertion torque of 35 Ncm provide strong retentive power. Discover the Angled Solutions offering and use a screw-retained approach where otherwise a cement-retained approach would have

been the only choice.

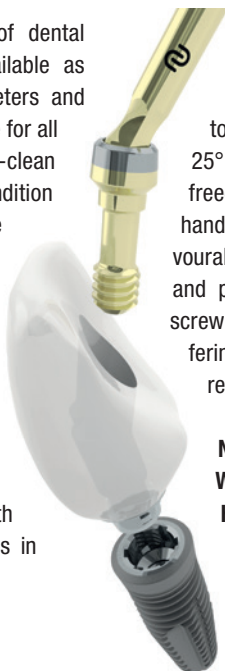
**Institut Straumann AG**  
**Peter Merian-Weg 12**  
**4052 Basel, Switzerland**  
**www.straumann.com**

**Exhibitor at the DGZI annual congress 2017**  
**and EA0 congress 2017**

## Neoss

### Screw-retained solutions for individual prosthetics

Neoss is an innovative developer of dental implant solutions. Implants are available as straight and tapered with six diameters and lengths of 7 to 17 mm and are suitable for all osseous qualities. The surface is ultra-clean and has high wettability as a precondition to successful osseointegration. The implant system has been designed to be intelligently simple offering unlimited prosthetic choices. With the single platform concept and single screwdriver restoration is simplified and unambiguous communication amongst the dental team is achieved. In addition, it gives you the prosthetic freedom to work with cemented or screw-retained solutions in titanium, gold, zirconia.



The Neoss angulated screw-access solution for individual prosthetics enables the freedom to design screw channels with up to 25° of angulation and 360° of rotational freedom. This solution improves both handling and aesthetics by enabling favourable screw channels in the anterior and posterior and by having a narrow screw channel diameter. The Neoss offering covers single and multiple unit restorations in a number of materials.

**Neoss Ltd**  
**Windsor House, Cornwall Road**  
**Harrogate HG1 2PW, UK**  
**www.neoss.com**

**Exhibitor at EA0 congress 2017**

## Champions-Implants

### From tooth to bone

The knowledge of the many advantages of autologous bone substitutes has long been established in dental medicine. With the Smart Grinder, natural dental tissue can be easily converted into a high-quality bone augmentation material. Since human tooth and bone are almost identical in their chemical and biological structure, the endogenous tooth can function as a worthy and cost-efficient augmentation material, if prepared correctly. Using the Smart Grinder is really easy: Tooth extraction and augmentation preparation can be done during one clinical session.



The extracted teeth are first mechanically cleansed with customary diamond or carbide drills that remove all filling materials. The now “clean” teeth are put into the milling chamber of the device, where they are pulverised in only a few seconds. After cleansing the particles with a sodium hydroxide solution and a phosphate buffered saline wash, the augmentation material is ready for use within 15 minutes. Thanks to its osteogenic characteristics, the augmentation material quickly differentiates into bone leading to faster healing and a predictable bone formation and bone remodelling without evoking any immunogenic reactions.

**Champions-Implants GmbH**  
**Champions Platz 1**  
**55237 Flonheim, Germany**  
**www.championsimplants.com**

**Exhibitor at the DGZI annual congress 2017**





# THE FUTURE OF GUIDED IMPLANTOLOGY

Based on optical live tracking technology, **ImplaNav** has been designed to maximise accuracy in dental implantology and minimise invasiveness in advanced oral and maxillofacial surgery.

## Features

- Miniaturised reference tools
- Optimised for edentulous patients
- Designed to be used with *Piezosurgery*<sup>®</sup>
- Compatible with any surgical handpiece/implant system

## Clinical applications

- Flapless implant surgery
- Angulated implant socketing
- Zygomatic Implants
- Post-extractive implant surgery



[info@bresmedical.com](mailto:info@bresmedical.com)  
[www.bresmedical.com](http://www.bresmedical.com)



Validated through Clinical Trials and numerous scientific publications.  
Developed in Australia by BresMedical in collaboration with University of Bologna (Italy).

## Dentaurum Implants

### Complete CAD/CAM workflow

tioLogic® digital. provides dental technicians access to the entire CAD/CAM workflow and offers clever solutions for implants. The product range comprises all data sets and original materials for the fabrication of customised one-piece abutments, hybrid abutments as well as bar and bridge restorations using CAD/CAM technology. There are only two types of scanbodies and these cover all indications and enable a production workflow that is simplified, reproducible and precise. Each position is exactly reproduced in the CAM software, be it directly from the implant interface in case of customised one-piece abut-

ments and hybrid abutments, or from the meso-structure in case of bar and bridge restorations. Even angled abutments (AngleFix) are exactly reproduced digitally like the other abutments. Dentaurum Implants' service point for tioLogic® CAD/CAM can be reached at [www.dentaurum-implants.com/tiologic-digital](http://www.dentaurum-implants.com/tiologic-digital). Data sets for 3Shape, Dental Wings and exocad can be downloaded at the service point and integrated into the software.

**Dentaurum Implants GmbH**  
Turnstraße 31  
75228 Ispringen, Germany  
[www.dentaurum-implants.com](http://www.dentaurum-implants.com)  
Exhibitor at the DGZI annual congress 2017



## BresMedical

### Minimally-invasive image-guided surgery

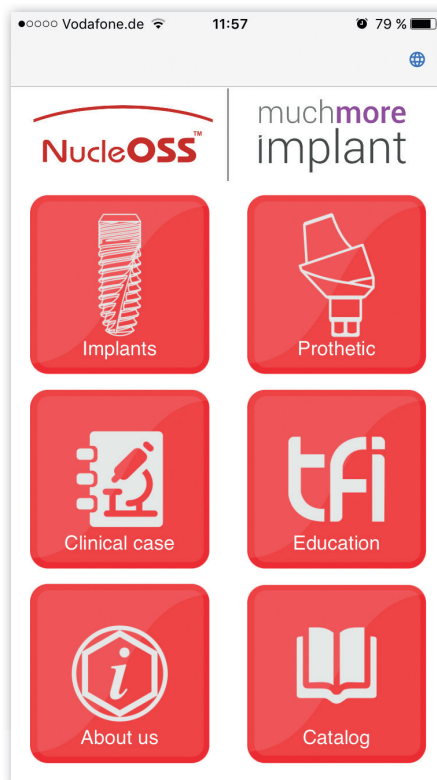
Based on optical live tracking technology, ImplaNav™ from BresMedical has been designed for use in minimally-invasive image-guided oral and maxillofacial surgery and dental implantology. Rigid micro assembly serves with live tracking support of the patient's anatomy using radiopaque markers for image-to-world registration. The lightweight reference tools guarantee rigidity and consistency through the tracking procedure. 3-D model and tomographic sections automatically show the live position of the surgical drill superimposed to the patient's anatomy. ImplaNav™ provides an environment for implant surgery planning and serves as dual solution for improving the accuracy and safety of surgical procedures in combination with automatic drill guide generation and live tracking of surgical instruments.



## ImplaNav

BresMedical's strong collaboration with European oral and maxillofacial surgeons and the ability to provide solutions through precision and additive manufacturing technology has been the key to the development and launch of ImplaNav™. Visit us at the EAO congress—Booth B25—, the ImplaNav™ system and a large variety of clinical cases.

**BresMedical Pty Ltd**  
45 Lancaster Street  
NSW 2565 Ingleburn, Australia  
[www.bresmedical.com](http://www.bresmedical.com)  
Exhibitor at EAO congress 2017



## NucleOSS

### Mobile access to entire product spectrum

The implant manufacturer NucleOSS developed recently an App allowing practitioners and specialists a simple and mobile access to the company's wide range of products. The App is created in the special NucleOSS design and comprises the entire spectrum of the T implants series. Fact sheets provide users with in-depth information regarding the individual characteristics of each product. Furthermore, by tapping and sweeping, users are able to rotate the implants and choose between different sizes and abutment forms. The App also features company-related videos and presentations. Surgical operations and case reports including indications for prosthodontic treatment possibilities effectively facilitate the practitioner in choosing the right implant. Via the App, an online catalogue as well as a handbook and various certificates can be downloaded. Available in different languages, the App can be utilised by users worldwide to get in touch with respective distributors and receive individual and personal advice and information. The NucleOSS App is available for IOS, android and windows.

**NucleOSS Europe GmbH**  
Graben 17  
64646 Heppenheim, Germany  
[www.nucleoss.com](http://www.nucleoss.com)  
Exhibitor at the DGZI annual congress 2017 and EAO congress 2017



# New Start Kit



22 implants  
with superstructures and tools

1490€

The European Association for Osseointegration  
Yearly scientific congress  
October 5-7, Madrid, Spain

Stand S10



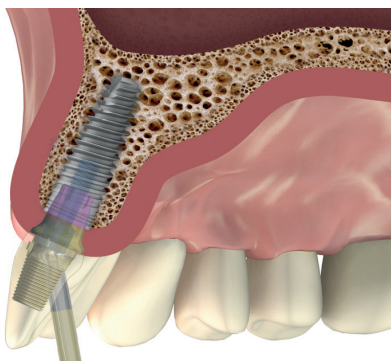
**TRATE**

trate.com



## MIS

### Abutment for screw-retained solutions



MIS has announced the release of a new Ti-Base abutment which offers a solution for anterior, screw-retained restorations. Restoration placement has never been simpler than with the EZ-Base system. The new abutment is designed for extreme angulation and offers safe handling within its screw channel. More angle options mean more comfort for the clinician performing anterior and posterior restorations with convenient handling and placement.

The EZ-Base screwdriver features a unique tip, which allows safe and reliable access from multiple angles, as well as gripping, tightening and loosening within the angulated screw-channel at a torque and with the convenience that are similar to a straight screw-channel. This system opens up an entire range of options for prosthetic restorations in the aesthetic zone. Where as in the past screw-retained restorations may not have been an option for many anterior zone cases, the EZ-Base system provides a solution.

The EZ-Base system is available for narrow, standard and wide platforms, in both conical and internal hex connections. It may be used in a digitally planned procedure, incorporating CAD/CAM technologies or using traditional methods. EZ-Base is also offered in both fixed gingival height and adjustable options for optimal customisation and convenience.

**MIS Implants Technologies GmbH**

**Simeonscarré 2**

**32423 Minden, Germany**

**[www.mis-implant.com](http://www.mis-implant.com)**


**Exhibitor at the DGZI annual congress 2017 and EA0 congress 2017**

## bredent medical

### Easy cleaning of bonded crowns and abutments

One of the main causes of peri-implantitis are residues of cement or adhesives on the surfaces of abutments. With the FGP insulation by the prosthetic specialist bredent medical, bonded crowns and abutments can now be cleaned with ease. The FGP insulation, an air-drying insulation varnish, prevents adhesive residues and excess primer from accumulating on the surface. The FGP insulation varnish must therefore be applied at the start of the adhesive process in order to insulate the surfaces. The green colour of the protective varnish guarantees a maximum level of control and accuracy, as it enables all contaminations to be easily recognised and removed.

In order to be able to keep up-to-date with the stringent hygiene requirements and avoid inflammations, the adhered abutment must be sterilised before it is inserted in the mouth. This can be carried out by using DTK adhesive, a light-curing



and self-curing composite adhesive produced by bredent medical that can be sterilised in autoclaves at a temperature of 134°C. The dual-curing DTK adhesive makes it easy to create a durable and secure bond and is available in both opaque and transparent variants, in order to guarantee optimal aesthetic results. *In vitro* tests have shown that sterilisation also increases the adhesion strength.

**bredent medical GmbH & Co. KG**

**Weißenhörner Straße 2**

**89250 Senden, Germany**

**[www.bredent-medical.com](http://www.bredent-medical.com)**

**Exhibitor at EA0 congress 2017**

## Integration Diagnostics Sweden

### Customer-oriented product design and a strong market impact

Integration Diagnostics Sweden is rapidly growing by adding distributors to its global network, with a close cooperation with most major implant companies and constantly adding more implant systems to its MultiTipeg assortment.

PenguinRFA is now available in 37 countries through 24 distribution partners from which five industrial partners and covering more than 50 implant systems. MultiTiegs are made from durable, tissue-friendly titanium and have sealed magnets, which makes it possible to autoclave them at least 20 times. They are also laser marked with type number to avoid mix-ups or using the wrong MultiTipeg. The PenguinRFA concept is affordable, uncomplicated and with reusable MultiTiegs—just what clinicians are asking for. The instrument is handheld and very user-friendly, which makes the

learning curve very short, fulfilling the customers' demands. Strong business partners add to the market success.

In addition the RFA technique has become even more accurate by creating an ISQ standard calibration system, which means minimised variance between different MultiTiegs. Due to the reference system, physical misfit between components can be detected and eliminated.

In the future, Integration Diagnostics Sweden will continue to build its distributor network globally and intensify the research around implant diagnostics.



**Integration Diagnostics Sweden AB**

**Nedergårdsgatan 5**

**416 54 Göteborg, Sweden**

**[www.penguinrfa.com](http://www.penguinrfa.com)**

# 47<sup>TH</sup> DGZI INTERNATIONAL ANNUAL CONGRESS

29/30 September 2017  
Berlin – Maritim Hotel Berlin

ONLINE CONGRESS  
PROGRAMME



www.dgzi-jahreskongress.de



**Theme:**  
Does biology still play a role?

**Organiser/  
Scientific chair:**

**Deutsche Gesellschaft für Zahnärztliche  
Implantologie e.V. (DGZI)**  
Paulusstraße 1 | 40237 Düsseldorf | Germany  
Phone: +49 211 16970-77 | Fax: +49 211 16970-66  
office@dgzi-info.de | www.dgzi.de

**Organisation:**

OEMUS MEDIA AG  
Holbeinstraße 29 | 04229 Leipzig | Germany  
Phone: +49 341 48474-308 | Fax: +49 341 48474-290  
www.oemus.com | event@oemus-media.de

**Sponsors:**

Gold Sponsor Silber Sponsor Bronze Sponsor  
otmedical® MANI SCHÜTZ DENTAL MIS

## Fax Reply +49 341 48474-290

I would like to receive further information on the  
47<sup>TH</sup> DGZI INTERNATIONAL ANNUAL CONGRESS.

\_\_\_\_\_  
Title, Surname, Name

\_\_\_\_\_  
E-mail address (for digital programme)

Stamp

implants 3/17