

| editorial

03 **Dear Reader**
 | Dr Chris J. Lampert, Guest Editor

| special

06 **Untying the Gordian Knot:**
An evidence-based endo-implant algorithm (Part I)
 | Dr Kenneth S. Serota

| clinical report

20 **Apical microsurgery—Part IV:**
The REB and REP
 | Dr John J. Stropko

| case report

24 **The importance of endodontics in**
implant treatment planning
 | Dr Jose M. Hoyo

28 **Managing maxillary molars**
 | Dr Mark Dreyer

30 **Comprehensive evaluation of previous**
root canal therapy
 | Dr Richard E. Mounce

| opinion

34 **The perceptions of a David in a land of Goliaths**
 | Dr Barry Lee Musikant

| research

36 **Determining working length,**
or how to locate the apical terminus (Part II)
 | Prof Vladimir Ivanovic & Dr Katarina Beljic-Ivanovic

| instrumentation

44 **File selection: Why geometry matters most**
 | Dr L. Stephen Buchanan

| industry news

46 **Ready-to-use root-canal sealer:**
2Seal easymiX
 | VDW

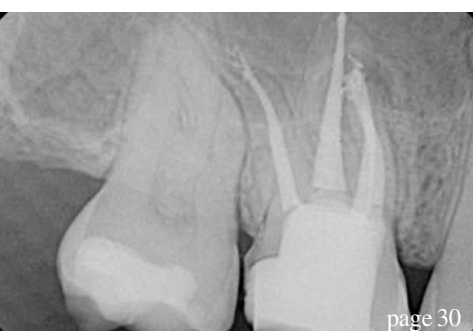
| meetings

48 **International Events**

| about the publisher

49 | submission guidelines
 50 | imprint

Cover: CK endodontic access bur (SS White). Image courtesy of Dr Eric Herbranson and Dr David J. Clark, drclark@microscopdentistry.com.



TOOLS TO KEEP SMILING

No less than ...
...4 launches !

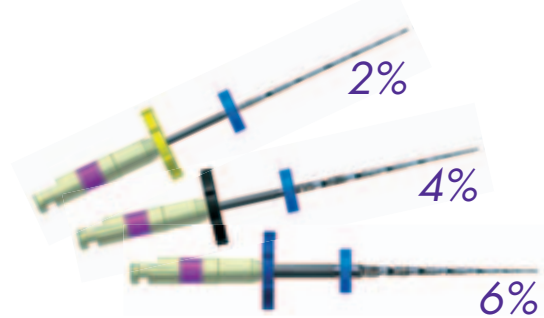
D-RaCe

Desobturation made easy



FKG RaCe ISO 10

Mechanical Glide Path




Spreader 4%

NiTi & Electro-chemical polishing



SMG handle

Indicator of uses



www.fkg.ch

FKG
FKG DENTAIRE
Swiss Dental Products

