

ISSN 1862-2879 | Volume 17

Issue 3/21

EDI Journal

European Journal for Dental Implantologists



TOPIC

Update ceramics in implantology

- »**EDINews:** Ceramic solutions for all applications · Review and preview on oral implantology · Sinus lift: Large approaches belong to the realm of myths · Meeting point implantology at the IDS
- »**European Law:** Recognition of qualifications becomes easier across the EU
- »**Case Studies:** Tissue-level implants as a practical option for implant-based rehabilitation
- »**Clinical Science:** An evaluation of retrospective studies on flapless inserted implants



RATE CARD

2022

Prices valid from 1 January 2022



Profile

Print Run: 7.000

EDI Journal as the official member magazine of BDIZ EDI – European Association of Dental Implantologists – is the first and only European professional journal of its kind for clinicians with a distinct interest in dental implantology. The specific dental section of this periodical offers great variety of original work, case reports, scientific research and other articles presented by international authors, all helping to make this top-quality platform a truly international voice in oral implantology. A peer-reviewed scientific journal, EDI Journal is also a platform for product innovations, new technologies, techniques and methods. Leading dental implantologists are offered in-depth information on important ancillary themes such as European standards, quality guidelines, legal advice, questions of remuneration and professional qualification and specialization. With a large number of BDIZ EDI partners throughout Europe and beyond, EDI Journal offers direct access to cutting-edge knowledge and places technical excellence and the intra-European exchange of knowledge at the centre of attention, striving towards continual advances in implant education and the creation of pan-European standards and compliance for a progressive harmonization of dental implantology in Europe.

Sections

- 1 EDI NEWS
- 2 EUROPEAN LAW
- 3 CASE STUDIES
- 4 PRODUCT STUDIES
- 5 CLINICAL SCIENCE
- 6 BUSINESS & EVENTS
- 7 PRODUCT REPORTS

The 22nd Curriculum Implantology has ended

Congratulations to the graduates!

The 22nd Curriculum Implantology of BDIZ EDI and the University of Cologne ended in July 2022 with a final examination. Prior to this, the participants had completed eight modules in the field of oral implantology over a one-year course.

The course represented a high educational level in the field of the ongoing course. The final exam participants and participants were also allowed to participate in the final exam.

No need for a diploma

The 22nd Curriculum Implantology of BDIZ EDI and the University of Cologne is a diploma-free course. The participants do not receive a diploma, but they receive a certificate of completion. The certificate is valid for the duration of the course and can be used as proof of participation in the course.

The graduates

The participants have been working in implantology for several years and have gained valuable experience. The graduates are now able to work in the field of dental implantology and to provide high-quality care for their patients.

Light module in oral implantology

The light module in oral implantology is a short course that provides an overview of the field. It is suitable for dentists who are not yet specialized in implantology. The course is held in German and English.

Recognition of qualifications becomes easier across the EU

In its decision of July 2022 (C-166/20), the European Court of Justice (ECJ) has ruled on the recognition of professional qualifications in the field of dental implantology. The ruling is a landmark decision for the profession, as it makes it easier for dentists to work in other EU countries.

The ECJ ruled that the recognition of professional qualifications in the field of dental implantology should be based on the principle of mutual recognition. This means that a dentist who is qualified in one EU country should be able to work in another EU country without having to undergo a full re-qualification process.

The ruling is a significant step towards the harmonization of dental implantology across the EU. It will make it easier for dentists to work in other EU countries and to provide high-quality care for their patients.

Implant and allplast synergy in the anterior mandible

IMPROVED BONE GROWTH AND STABILITY

Intraoral bone regeneration within the labial portion of the anterior mandible can be unpredictable, affected by many factors including bone healing. The longer the regeneration period, the more unpredictable the results. This case study demonstrates the use of a novel implant design together with a structured approach (ICP) for particulate allopast graft material in the anterior mandible with immediate placement and loading.

Case report

A 58-year-old male patient presented with a long-standing history of anterior mandibular bone loss. The patient had a long-standing history of anterior mandibular bone loss. The patient had a long-standing history of anterior mandibular bone loss. The patient had a long-standing history of anterior mandibular bone loss.



High survival rates even in the long term

PROFESSOR DR. JÜRGEN SCHROEDER

Long-term and low-maintenance, fewer and shorter treatment sessions – these are considered key advantages of flapless techniques. But how reliable are the results in the long term? This question, this article takes a look at a long-term study and a systematic review, with a focus on statements about the success and survival rates of flapless implants.

Introduction to flapless implantology

Flapless implantology is a minimally invasive surgical approach for the placement of dental implants. It involves the use of computer-guided surgery and flapless techniques. The approach is based on the principle of minimally invasive surgery and flapless techniques.

High survival rates

The results of the study show that flapless implantology has high survival rates, even in the long term. The survival rates are comparable to those of flap-based implantology. The survival rates are comparable to those of flap-based implantology.

It's time for a lively trade fair discussion!

From 22 to 25 September 2022, the International Dental Show provides an overview of developments, procedures and products – particularly in implantology. Mark Stephens, Chairman of the ICOI (Association of German Dental Manufacturers) gives an up-to-date assessment in our interview.

What are the main topics of the 2022 show?

The 2022 show is a major event for the dental industry. It provides an overview of the latest developments in dental technology and products. The show is a major event for the dental industry.

How do you see the future of the dental industry?

The dental industry is facing many challenges, but it is also full of opportunities. The industry is facing many challenges, but it is also full of opportunities. The industry is facing many challenges, but it is also full of opportunities.

Long-term clinical evaluation on materials used in dentistry

Dr. Karapınar maintains a private practice in Ankara, Turkey and is specialized in implantology and prosthodontics. Besides being internationally published as an author, he is also a member of the Turkish Association of Oral and Maxillofacial Surgeons (TODS).

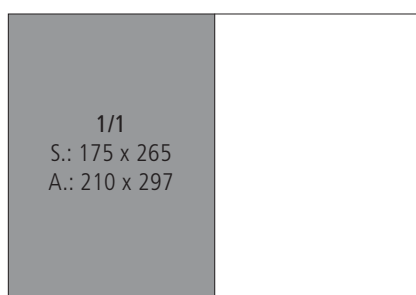
Dr. Karapınar maintains a private practice in Ankara, Turkey and is specialized in implantology and prosthodontics. Besides being internationally published as an author, he is also a member of the Turkish Association of Oral and Maxillofacial Surgeons (TODS).

Dr. Karapınar maintains a private practice in Ankara, Turkey and is specialized in implantology and prosthodontics. Besides being internationally published as an author, he is also a member of the Turkish Association of Oral and Maxillofacial Surgeons (TODS).

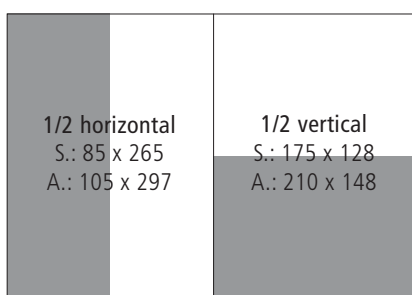
Frequency

ISSUE	EDITORIAL DEADLINE	AD DEADLINE	RELEASE DATE	SPECIALITY
1 2022	24 February	10 March	04 April	Restorative and implant dentistry
2 2022	23 May	03 June	28 June	Hard and soft tissue management
3 2022	18 August	01 September	26 September	Digitization in dentistry
4 2022	07 November	18 November	13 December	Biologization in regenerative dentistry

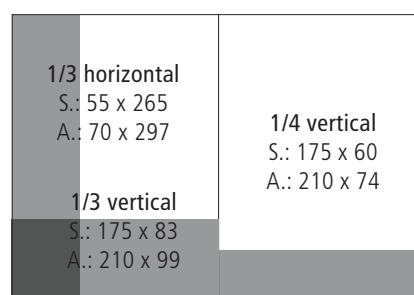
Formats | Prices (More formats: upon request)



1/1: 3,650 €



1/2 horizontal/vertical: 2,000 €



1/3 horizontal/vertical: 1,700 € 1/4 vertical: 1,200 €

Premium positions

U2	4,350 €
U3	4,225 €
U4	4,550 €
2/1 spread inside front cover/p. 3	6,900 €
1st right-hand page in the journal	4,300 €

Inserts/Flyers/Brochures

Price up to 25 g Maximum format
 copies per 205 x 290 mm
 thousand € 250*

Price for more than 25 g
 upon request

Bound inserts

2-page 2.600 €
 4-page
 readily folded 3.200 €

Glued-in inserts/glued-in samples

Post cards Maximum format
 upon request 148 x 105 mm

Special formats: upon request

Reprints

Is there an interesting professional article that has already been published in one of the last issues of the EDI Journal? We will provide you with a special print for your advertising campaign.

Format: 210 x 297 mm

Paper weight: 170 g/qm

Printing: Offset printing

Production included

Any circulation and paper quality are possible

Price on request



Contacts



Stefan Thieme
Business Unit Manager

+49 341 48474-224
s.thieme@oemus-media.de